

Autodromo Nazionale Monza

Maxx Formula

Race - 1

Provisional Results



Clas	Nº	Driver	Nat	Team	Nat	Vehicle	Cat	Clas	Laps	Total Time	Gap	Interval	Km/h	Best
1	65	Kurt Böhlen	SUI	Speed-Center	SUI	Dallara	ADV	1	11	21:25.784			178.4	11
2	72	Gilles Brenier	FRA	Easy Formula	FRA	Panoz DP09B	ADV	2	11	21:59.888	34.104	34.104	173.8	7
3	10	Anton Werner	GER	Ryschka Motorsport	GER	Dallara	ADV	3	11	22:15.353	49.569	15.465	171.7	11
4	3	Christian Eicke	SUI	Speed-Center	SUI	Dallara	ADV	4	11	22:15.973	50.189	0.620	171.7	10
5	41	Karl-Heinz Becker	GER	Becker Motorsport	GER	Dallara	MA	1	11	22:20.421	54.637	4.448	171.1	11
6	2	Wolfgang Jordan	GER	H&A Racing	GER	Dallara	ADV	5	11	22:25.328	59.544	4.907	170.5	7
7	22	Veronika Jaksch	CZE	H&A Racing	CZE	Dallara	ADV	6	11	22:37.723	1:11.939	12.395	168.9	9
8	33	Michael Grosse-Aschhoff	GER	Asche Racing	GER	Reynard 95D	MA	2	11	23:08.717	1:42.933	30.994	165.1	11
Not classified: (Requirements: 75% of number laps of leader = 9 Laps)														
	26	Wolfgang Jaksch	GER	F Xtreme Racing Team	GER	Super Aguri SA06	PRE	1	1	2:40.188	10 Laps	10 Laps	130.1	1
	99	Matthias Lüthen	GER	Speed-Center	GER	Dallara	ADV	7						


Fastest lap Kurt Böhlen in 1:40.030 at 208.5 Km/h in lap 11

Published at:.....

Track Temp: 25.6 °C Air Temp: 18.1 °C Humidity: 27 % Track Status: WET

Stewards:	Race Director:	Timekeeper: 
-----------	----------------	---





Autodromo Nazionale Monza

Maxx Formula

Race - 1

Provisional Results




Time	Km/h
1:40.030	208.4
1:45.067	198.4
1:45.922	196.8
1:45.847	197.0
1:47.838	193.3
1:47.974	193.1
1:49.582	190.3
1:52.002	186.2
2:40.188	130.1

Published at:.....

Track Temp: 25.6 °C Air Temp: 18.1 °C Humidity: 27 % Track Status: WET

Stewards:	Race Director:	Timekeeper: 
-----------	----------------	---





Autodromo Nazionale Monza

Maxx Formula

Race - 1

Provisional Results by Class



Clas	Nº	Driver	Nat	Team	Nat	Vehicle	Cat	Clas	Laps	Total Time	Gap	Interval	Km/h	Best
ADVANCE														
1	65	Kurt Böhlen	SUI	Speed-Center	SUI	Dallara	ADV	1	11	21:25.784			178.4	11
2	72	Gilles Brenier	FRA	Easy Formula	FRA	Panoz DP09B	ADV	2	11	21:59.888	34.104	34.104	173.8	7
3	10	Anton Werner	GER	Ryschka Motorsport	GER	Dallara	ADV	3	11	22:15.353	49.569	15.465	171.7	11
4	3	Christian Eicke	SUI	Speed-Center	SUI	Dallara	ADV	4	11	22:15.973	50.189	0.620	171.7	10
5	2	Wolfgang Jordan	GER	H&A Racing	GER	Dallara	ADV	5	11	22:25.328	59.544	9.355	170.5	7
6	22	Veronika Jaksch	CZE	H&A Racing	CZE	Dallara	ADV	6	11	22:37.723	1:11.939	12.395	168.9	9
Not classified: (Requirements: 75% of number laps of leader = 9 Laps)														
	99	Matthias Lüthen	GER	Speed-Center	GER	Dallara	ADV	7						
MASTERS														
1	41	Karl-Heinz Becker	GER	Becker Motorsport	GER	Dallara	MA	1	11	22:20.421			171.1	11
2	33	Michael Grosse-Aschhoff	GER	Asche Racing	GER	Reynard 95D	MA	2	11	23:08.717	1:42.933	48.296	165.1	11
PRESTIGE														
Not classified: (Requirements: 75% of number laps of leader = 9 Laps)														
	26	Wolfgang Jaksch	GER	F Xtreme Racing Team	GER	Super Aguri SA06	PRE	1	1	2:40.188			130.1	1


Fastest lap Kurt Böhlen in 1:40.030 at 208.5 Km/h in lap 11

Published at:.....

Track Temp: 25.6 °C Air Temp: 18.1 °C Humidity: 27 % Track Status: WET

Stewards:	Race Director:	Timekeeper:





Autodromo Nazionale Monza
Maxx Formula
Race - 1
Provisional Results by Class




Time	Km/h
1:40.030	208.4
1:45.067	198.4
1:45.922	196.8
1:45.847	197.0
1:47.974	193.1
1:49.582	190.3
1:47.838	193.3
1:52.002	186.2
2:40.188	130.1

Published at:.....

Track Temp: **25.6 °C** Air Temp: **18.1 °C** Humidity: **27 %** Track Status: **WET**

Stewards:	Race Director:	Timekeeper: 
------------------	-----------------------	---





Autodromo Nazionale Monza

Maxx Formula


Race - 1

Provisional Classification by Driver Fastest Lap



Clas	Nº	Driver	Nat	Team	Nat	Vehicle	Cat	Clas	Laps	Best	Time	Gap	Interval	Km/h
1	65	Kurt Böhlen	SUI	Speed-Center	SUI	Speed-Center	ADV	1	11	11	1:40.030			208.4
2	72	Gilles Brenier	FRA	Easy Formula	FRA	Easy Formula	ADV	2	11	7	1:45.067	5.037	5.037	198.4
3	3	Christian Eicke	SUI	Speed-Center	SUI	Speed-Center	ADV	3	11	10	1:45.847	5.817	0.780	197.0
4	10	Anton Werner	GER	Ryschka Motorsport	GER	Ryschka Motorsport	ADV	4	11	11	1:45.922	5.892	0.075	196.8
5	41	Karl-Heinz Becker	GER	Becker Motorsport	GER	Becker Motorsport	MAS	1	11	11	1:47.838	7.808	1.916	193.3
6	2	Wolfgang Jordan	GER	H&A Racing	GER	H&A Racing	ADV	5	11	7	1:47.974	7.944	0.136	193.1
7	22	Veronika Jaksch	CZE	H&A Racing	CZE	H&A Racing	ADV	6	11	9	1:49.582	9.552	1.608	190.3
8	33	Michael Grosse-Aschhoff	GER	Asche Racing	GER	Asche Racing	MAS	2	11	11	1:52.002	11.972	2.420	186.2
9	26	Wolfgang Jaksch	GER	F Xtreme Racing Team	GER	F Xtreme Racing Team	PRE	1	1	1	2:40.188	1:00.15	48.186	130.1





Autodromo Nazionale Monza

Maxx Formula

Race - 1

Distance and Speed Average



Clas	Nº	Driver	Nat	Team	Nat	Vehicle	Cat	Clas	Laps	Distance	Total Time	Km/h
1	65	Kurt Böhlen	SUI	Speed-Center	SUI	Dallara	ADV	1	11	63.72	21:25.784	178.4
2	72	Gilles Brenier	FRA	Easy Formula	FRA	Panoz DP09B	ADV	2	11	63.72	21:59.888	173.8
3	10	Anton Werner	GER	Ryschka Motorsport	GER	Dallara	ADV	3	11	63.72	22:15.353	171.7
4	3	Christian Eicke	SUI	Speed-Center	SUI	Dallara	ADV	4	11	63.72	22:15.973	171.7
5	41	Karl-Heinz Becker	GER	Becker Motorsport	GER	Dallara	MAS	1	11	63.72	22:20.421	171.1
6	2	Wolfgang Jordan	GER	H&A Racing	GER	Dallara	ADV	5	11	63.72	22:25.328	170.5
7	22	Veronika Jaksch	CZE	H&A Racing	CZE	Dallara	ADV	6	11	63.72	22:37.723	168.9
8	33	Michael Grosse-Aschhoff	GER	Asche Racing	GER	Reynard 95D	MAS	2	11	63.72	23:08.717	165.1
Not classified: (Requirements: 75% of number laps of leader = 9 Laps)												
	26	Wolfgang Jaksch	GER	F Xtreme Racing Team	GER	Super Aguri SA06	PRE	1	1	05.79	2:40.188	130.1
	99	Matthias Lüthen	GER	Speed-Center	GER	Dallara	ADV	7				





Autodromo Nazionale Monza
Maxx Formula
Race - 1
Lap Analysis



2

Wolfgang Jordan

Dallara **26**

Wolfgang Jaksch

Super Aguri SA06

H&A Racing

F Xtreme Racing Team

Lap D	Time	Sector 1	Sector 2	Sector 3	T. Spd	Elapsed	Lap D	Time	Sector 1	Sector 2	Sector 3	T. Spd	Elapsed
1	2:44.774	57.029	56.703	51.042	115.8	2:44.774	1	2:40.188	50.997	55.335	53.856	166.1	2:40.188
2	1:56.598	36.593	42.272	37.733	196.7	4:41.372	2		31.656			267.9	
3	2:18.814	41.975	44.907	51.932	144.7	7:00.186	33 Michael Grosse-Aschhoff						Reynard 95D
4	2:41.802	49.758	55.027	57.017	150.0	9:41.988							Asche Racing
5	1:52.268	36.083	37.785	38.400	217.3	11:34.256	Lap D	Time	Sector 1	Sector 2	Sector 3	T. Spd	Elapsed
6	1:48.480	33.793	37.075	37.612	273.4	13:22.736	1	2:42.380	54.284	55.903	52.193	141.9	2:42.380
7	1:47.974	34.024	36.349	37.601	274.8	15:10.710	2	2:04.521	38.189	43.454	42.878	225.0	4:46.901
8	1:48.635	33.130	37.896	37.609	253.5	16:59.345	3	2:17.335	39.731	45.000	52.604	150.8	7:04.236
9	1:48.332	34.618	36.156	37.558	257.1	18:47.677	4	2:41.373	49.911	53.930	57.532	148.7	9:45.609
10	1:49.377	34.343	37.019	38.015	246.5	20:37.054	5	1:59.841	37.961	40.863	41.017	186.2	11:45.450
11	1:48.274	33.581	36.754	37.939	255.3	22:25.328	6	1:58.109	36.535	40.446	41.128	226.4	13:43.559

3

Christian Eicke

Dallara

Speed-Center

Lap D	Time	Sector 1	Sector 2	Sector 3	T. Spd	Elapsed	Lap D	Time	Sector 1	Sector 2	Sector 3	T. Spd	Elapsed
1	2:46.613	59.375	58.221	49.017	106.6	2:46.613	7	1:54.609	35.805	39.468	39.336	254.7	15:38.168
2	1:58.847	37.502	41.229	40.116	180.6	4:45.460	8	1:53.524	35.552	38.717	39.255	253.5	17:31.692
3	2:17.575	40.561	44.999	52.015	148.1	7:03.035	9	1:52.870	35.290	38.619	38.961	254.1	19:24.562
4	2:40.695	50.087	54.192	56.416	150.0	9:43.730	10	1:52.153	35.235	38.499	38.419	263.4	21:16.715
5	1:52.537	36.055	38.417	38.065	183.3	11:36.267	11	1:52.002	35.231	38.396	38.375	264.0	23:08.717
6	1:46.980	33.385	37.157	36.438	257.7	13:23.247	41 Karl-Heinz Becker						Dallara
7	1:46.976	34.078	36.745	36.153	230.2	15:10.223							Becker Motorsport
8	1:46.850	32.198	37.630	37.022	271.3	16:57.073	Lap D	Time	Sector 1	Sector 2	Sector 3	T. Spd	Elapsed
9	1:47.185	33.441	37.307	36.437	206.1	18:44.258	1	2:43.411	55.851	56.464	51.096	132.1	2:43.411
10	1:45.847	32.889	36.425	36.533	250.5	20:30.105	2	1:56.771	37.075	41.094	38.602	206.1	4:40.182
11	1:45.868	33.429	36.082	36.357	212.5	22:15.973	3	2:18.997	42.307	45.084	51.606	156.5	6:59.179

10

Anton Werner

Dallara

Ryschka Motorsport

Lap D	Time	Sector 1	Sector 2	Sector 3	T. Spd	Elapsed	Lap D	Time	Sector 1	Sector 2	Sector 3	T. Spd	Elapsed
1	2:43.932	56.280	56.577	51.075	118.1	2:43.932	4	2:41.969	49.488	55.769	56.712	162.1	9:41.148
2	1:55.440	36.839	40.347	38.254	190.1	4:39.372	5	1:49.395	33.955	37.940	37.500	237.3	11:30.543
3	2:19.083	41.946	45.043	52.094	163.3	6:58.455	6	1:48.863	33.871	37.174	37.818	231.2	13:19.406
4	2:40.940	48.914	56.325	55.701	156.7	9:39.395	7	1:48.514	34.577	37.088	36.849	219.9	15:07.920
5	1:49.833	34.542	37.430	37.861	208.0	11:29.228	8	1:48.395	34.162	37.150	37.083	237.3	16:56.315
6	1:48.387	34.214	36.524	37.649	210.1	13:17.615	9	1:48.095	33.830	37.000	37.265	230.2	18:44.410
7	1:49.448	34.476	37.109	37.863	197.4	15:07.063	10	1:48.173	34.040	37.424	36.709	265.3	20:32.583
8	1:47.642	33.544	36.868	37.230	244.3	16:54.705	11	1:47.838	33.702	37.298	36.838	248.2	22:20.421
9	1:47.282	33.679	36.409	37.194	206.5	18:41.987	65 Kurt Böhlen						Dallara
10	1:47.444	34.812	35.762	36.870	218.6	20:29.431							Speed-Center
11	1:45.922	33.243	35.836	36.843	245.4	22:15.353	Lap D	Time	Sector 1	Sector 2	Sector 3	T. Spd	Elapsed

22

Veronika Jaksch

Dallara

H&A Racing

Lap D	Time	Sector 1	Sector 2	Sector 3	T. Spd	Elapsed	Lap D	Time	Sector 1	Sector 2	Sector 3	T. Spd	Elapsed
1	2:45.773	58.620	56.933	50.220	110.5	2:45.773	1	2:40.625	52.015	55.499	53.111	165.1	2:40.625
2	1:58.604	36.965	42.262	39.377	195.6	4:44.377	2	1:44.573	32.711	36.528	35.334	283.4	4:25.198
3	2:17.337	40.897	44.806	51.634	171.7	7:01.714	3	2:30.013	37.973	50.440	1:01.600	300.0	6:55.211
4	2:40.620	49.802	54.561	56.257	154.2	9:42.334	4	2:42.264	50.117	56.579	55.568	177.0	9:37.475
5	1:53.925	36.791	38.255	38.879	200.3	11:36.259	5	1:42.578	32.138	35.067	35.373	295.8	11:20.053
6	1:51.057	34.952	37.963	38.142	205.3	13:27.316	6	1:40.856	31.573	34.828	34.455	300.8	13:00.909
7	1:50.630	34.070	37.794	38.766	234.2	15:17.946	7	1:41.685	31.722	35.068	34.895	300.8	14:42.594
8	1:49.688	33.922	37.315	38.451	228.3	17:07.634	8	1:41.293	31.597	34.923	34.773	300.0	16:23.887
9	1:49.582	34.001	37.419	38.162	228.8	18:57.216	9	1:40.975	31.663	34.607	34.705	300.8	18:04.862
10	1:50.138	34.132	37.830	38.176	220.4	20:47.354	10	1:40.892	31.407	34.841	34.644	300.8	19:45.754
11	1:50.369	34.086	37.835	38.448	244.3	22:37.723	11	1:40.030	31.492	34.342	34.196	300.8	21:25.784





Autodromo Nazionale Monza
Maxx Formula
Race - 1
Lap Analysis



72

Gilles Brenier

Panoz DP09B

Easy Formula

Lap	D	Time	Sector 1	Sector 2	Sector 3	T. Spd	Elapsed
1		2:40.912	53.260	55.958	51.694	147.7	2:40.912
2		1:47.997	34.113	36.839	37.045	245.4	4:28.909
3		2:27.272	36.429	49.924	1:00.919	235.2	6:56.181
4		2:42.891	50.326	56.631	55.934	147.5	9:39.072
5		1:46.823	33.722	36.948	36.153	226.4	11:25.895
6		1:45.168	32.562	36.533	36.073	250.0	13:11.063
7		1:45.067	32.600	36.335	36.132	238.9	14:56.130
8		1:45.103	32.902	36.212	35.989	237.3	16:41.233
9		1:45.092	32.712	35.980	36.400	233.2	18:26.325
10		1:46.727	32.940	37.250	36.537	231.2	20:13.052
11		1:46.836	33.141	36.655	37.040	230.7	21:59.888



Autodromo Nazionale Monza

Maxx Formula

Race - 1

Analysis by Lap



Num	Lap Time	Gap
-----	----------	-----

Lap 1

26	2:40.188	
65	2:40.625	00.437
72	2:40.912	00.724
33	2:42.380	02.192
41	2:43.411	03.223
10	2:43.932	03.744
2	2:44.774	04.586
22	2:45.773	05.585
3	2:46.613	06.425

Num	Lap Time	Gap
-----	----------	-----

Lap 2

65	1:44.573	
72	1:47.997	03.711
10	1:55.440	14.174
41	1:56.771	14.984
2	1:56.598	16.174
22	1:58.604	19.179
3	1:58.847	20.262
33	2:04.521	21.703

Num	Lap Time	Gap
-----	----------	-----

Lap 3

65	2:30.013	
72	2:27.272	00.970
10	2:19.083	03.244
41	2:18.997	03.968
2	2:18.814	04.975
22	2:17.337	06.503
3	2:17.575	07.824
33	2:17.335	09.025

Num	Lap Time	Gap
-----	----------	-----

Lap 4

65	2:42.264	
72	2:42.891	01.597
10	2:40.940	01.920
41	2:41.969	03.673
2	2:41.802	04.513
22	2:40.620	04.859
3	2:40.695	06.255
33	2:41.373	08.134

Num	Lap Time	Gap
-----	----------	-----

Lap 5

65	1:42.578	
72	1:46.823	05.842
10	1:49.833	09.175
41	1:49.395	10.490
2	1:52.268	14.203
22	1:53.925	16.206
3	1:52.537	16.214
33	1:59.841	25.397

Num	Lap Time	Gap
-----	----------	-----

Lap 6

65	1:40.856	
72	1:45.168	10.154
10	1:48.387	16.706
41	1:48.863	18.497
2	1:48.480	21.827
3	1:46.980	22.338
22	1:51.057	26.407
33	1:58.109	42.650

Num	Lap Time	Gap
-----	----------	-----

Lap 7

65	1:41.685	
72	1:45.067	13.536
10	1:49.448	24.469
41	1:48.514	25.326
3	1:46.976	27.629
2	1:47.974	28.116
22	1:50.630	35.352
33	1:54.609	55.574

Num	Lap Time	Gap
-----	----------	-----

Lap 8

65	1:41.293	
72	1:45.103	17.346
10	1:47.642	30.818
41	1:48.395	32.428
3	1:46.850	33.186
2	1:48.635	35.458
22	1:49.688	43.747
33	1:53.524	1:07.805

Num	Lap Time	Gap
-----	----------	-----

Lap 9

65	1:40.975	
72	1:45.092	21.463
10	1:47.282	37.125
3	1:47.185	39.396
41	1:48.095	39.548
2	1:48.332	42.815
22	1:49.582	52.354
33	1:52.870	1:19.700

Num	Lap Time	Gap
-----	----------	-----


Lap 10

65	1:40.892	
72	1:46.727	27.298
10	1:47.444	43.677
3	1:45.847	44.351
41	1:48.173	46.829
2	1:49.377	51.300
22	1:50.138	1:01.600
33	1:52.153	1:30.961

Num	Lap Time	Gap
-----	----------	-----

Lap 11

65	1:40.030	
72	1:46.836	34.104
10	1:45.922	49.569
3	1:45.868	50.189
41	1:47.838	54.637
2	1:48.274	59.544
22	1:50.369	1:11.939
33	1:52.002	1:42.933



Autodromo Nazionale Monza

Maxx Formula


Race - 1

Best Sectors Results



Sector - 1				Sector - 2				Sector - 3				Ideal Lap vs Best Lap					
Clas	Nº	Driver	Time	Nº	Driver	Time	Nº	Driver	Time	Clas	Nº	Driver	Ideal Lap	Best Lap	Clas		
1	65	Kurt Böhlen	31.407	65	Kurt Böhlen	34.342	65	Kurt Böhlen	34.196	1	65	Kurt Böhlen	1:39.945	1:40.030	1		
2	26	Wolfgang Jaksch	31.656	10	Anton Werner	35.762	72	Gilles Brenier	35.989	2	3	Christian Eicke	1:44.433	1:45.847	3		
3	3	Christian Eicke	32.198	72	Gilles Brenier	35.980	3	Christian Eicke	36.153	3	72	Gilles Brenier	1:44.531	1:45.067	2		
4	72	Gilles Brenier	32.562	3	Christian Eicke	36.082	41	Karl-Heinz Becker	36.709	4	10	Anton Werner	1:45.848	1:45.922	4		
5	2	Wolfgang Jordan	33.130	2	Wolfgang Jordan	36.156	10	Anton Werner	36.843	5	2	Wolfgang Jordan	1:46.844	1:47.974	6		
6	10	Anton Werner	33.243	41	Karl-Heinz Becker	37.000	2	Wolfgang Jordan	37.558	6	41	Karl-Heinz Becker	1:47.411	1:47.838	5		
7	41	Karl-Heinz Becker	33.702	22	Veronika Jaksch	37.315	22	Veronika Jaksch	38.142	7	22	Veronika Jaksch	1:49.379	1:49.582	7		
8	22	Veronika Jaksch	33.922	33	Michael Grosse-	38.396	33	Michael Grosse-	38.375	8	33	Michael Grosse-	1:52.002	1:52.002	8		
9	33	Michael Grosse-	35.231	26	Wolfgang Jaksch	55.335	26	Wolfgang Jaksch	53.856	9	26	Wolfgang Jaksch	2:20.847	2:40.188	9		





Autodromo Nazionale Monza

Maxx Formula


Race - 1

Leader Sequence



N°	Driver	Nat	Team	Nat	Vehicle	Cat	Start Lap	End Lap	Laps	Total Laps
26	Wolfgang Jaksch	GER	F Xtreme Racing Team	GER	Super Aguri SA06	PRE	1	1	1	1
65	Kurt Böhlen	SUI	Speed-Center	SUI	Dallara	ADV	2	11	10	10





Autodromo Nazionale Monza

Maxx Formula


Race - 1

Best 5 Lap Times



Cls	N°	Driver	Nat	Team	Nat	Vehicle	Cat	Cls	Best 1		Best 2		Best 3		Best 4		Best 5	
									Time	Lap	Time	Lap	Time	Lap	Time	Lap	Time	Lap
1	65	Kurt Böhlen	SUI	Speed-Center	SUI	Dallara	ADV	1	1:40.030	11	1:40.856	6	1:40.892	10	1:40.975	9	1:41.293	8
2	72	Gilles Brenier	FRA	Easy Formula	FRA	Panoz DP09B	ADV	2	1:45.067	7	1:45.092	9	1:45.103	8	1:45.168	6	1:46.727	10
3	3	Christian Eicke	SUI	Speed-Center	SUI	Dallara	ADV	3	1:45.847	10	1:45.868	11	1:46.850	8	1:46.976	7	1:46.980	6
4	10	Anton Werner	GER	Ryschka Motorsport	GER	Dallara	ADV	4	1:45.922	11	1:47.282	9	1:47.444	10	1:47.642	8	1:48.387	6
5	41	Karl-Heinz Becker	GER	Becker Motorsport	GER	Dallara	MA	1	1:47.838	11	1:48.095	9	1:48.173	10	1:48.395	8	1:48.514	7
6	2	Wolfgang Jordan	GER	H&A Racing	GER	Dallara	ADV	5	1:47.974	7	1:48.274	11	1:48.332	9	1:48.480	6	1:48.635	8
7	22	Veronika Jaksch	CZE	H&A Racing	CZE	Dallara	ADV	6	1:49.582	9	1:49.688	8	1:50.138	10	1:50.369	11	1:50.630	7
8	33	Michael Grosse-Aschhoff	GER	Asche Racing	GER	Reynard 95D	MA	2	1:52.002	11	1:52.153	10	1:52.870	9	1:53.524	8	1:54.609	7
9	26	Wolfgang Jaksch	GER	F Xtreme Racing Team	GER	Super Aguri SA06	PRE	1	2:40.188	1								





Autodromo Nazionale Monza

Maxx Formula


Race - 1

Best 5 Top Speeds



Cls	N°	Driver	Nat	Team	Nat	Vehicle	Cat	Cls	Top 1		Top 2		Top 3		Top 4		Top 5		Avg	
									Km/h	Lap	Km/h	Lap	Km/h	Lap	Km/h	Lap	Km/h	Lap		
1	65	Kurt Böhlen	SUI	Speed-Center	SUI	Dallara	ADV	1	300.8	6	300.8	7	300.8	9	300.8	10	300.8	11	300.8	300.8
2	2	Wolfgang Jordan	GER	H&A Racing	GER	Dallara	ADV	2	274.8	7	273.4	6	257.1	9	255.3	11	253.5	8	262.8	262.8
3	3	Christian Eicke	SUI	Speed-Center	SUI	Dallara	ADV	3	271.3	8	257.7	6	250.5	10	230.2	7	212.5	11	244.5	244.5
4	26	Wolfgang Jaksch	GER	F Xtreme Racing Team	GER	Super Aguri SA06	PRE	1	267.9	2	166.1	1								217.0
5	41	Karl-Heinz Becker	GER	Becker Motorsport	GER	Dallara	MA	1	265.3	10	248.2	11	237.3	5	237.3	8	231.2	6	243.9	243.9
6	33	Michael Grosse-Aschhoff	GER	Asche Racing	GER	Reynard 95D	MA	2	264.0	11	263.4	10	254.7	7	254.1	9	253.5	8	257.9	257.9
7	72	Gilles Brenier	FRA	Easy Formula	FRA	Panoz DP09B	ADV	4	250.0	6	245.4	2	238.9	7	237.3	8	235.2	3	241.4	241.4
8	10	Anton Werner	GER	Ryschka Motorsport	GER	Dallara	ADV	5	245.4	11	244.3	8	218.6	10	210.1	6	208.0	5	225.3	225.3
9	22	Veronika Jaksch	CZE	H&A Racing	CZE	Dallara	ADV	6	244.3	11	234.2	7	228.8	9	228.3	8	220.4	10	231.2	231.2





Autodromo Nazionale Monza

Maxx Formula


Race - 1

Fastest Laps Sequence



Lap	Time of Day	Session Time	Nº	Driver	Nat	Team	Nat	Vehicle	Cat	Time	Km/h
2	13:22:57.166	4:25.166	65	Kurt Böhlen	SUI	Speed-Center	SUI	Dallara	ADV	1:44.573	199.4
5	13:29:52.021	11:20.021	65	Kurt Böhlen	SUI	Speed-Center	SUI	Dallara	ADV	1:42.578	203.3
6	13:31:32.877	13:00.877	65	Kurt Böhlen	SUI	Speed-Center	SUI	Dallara	ADV	1:40.856	206.7
11	13:39:57.752	21:25.752	65	Kurt Böhlen	SUI	Speed-Center	SUI	Dallara	ADV	1:40.030	208.4





Autodromo Nazionale Monza

Maxx Formula


Race - 1

Event Best Maximum Speed



Nº	Driver	Nat	Team	Nat	Vehicle	Cat	Clas	Km/h	Session
3	Christian Eicke	SUI	Speed-Center	SUI	Dallara	ADV	1	312.1	Free Practice - 1
65	Kurt Böhlen	SUI	Speed-Center	SUI	Dallara	ADV	2	305.0	Free Practice - 1
99	Matthias Lüthen	GER	Speed-Center	GER	Dallara	ADV	3	303.3	Free Practice - 1
26	Wolfgang Jaksch	GER	F Xtreme Racing Team	GER	Super Aguri SA06	PRE	1	301.6	Qualifying
33	Michael Grosse-Aschhoff	GER	Asche Racing	GER	Reynard 95D	MAS	1	295.8	Free Practice - 1
41	Karl-Heinz Becker	GER	Becker Motorsport	GER	Dallara	MAS	2	293.4	Qualifying
2	Wolfgang Jordan	GER	H&A Racing	GER	Dallara	ADV	4	274.8	Race - 1
72	Gilles Brenier	FRA	Easy Formula	FRA	Panoz DP09B	ADV	5	267.9	Free Practice - 1
10	Anton Werner	GER	Ryschka Motorsport	GER	Dallara	ADV	6	254.1	Free Practice - 1
22	Veronika Jaksch	CZE	H&A Racing	CZE	Dallara	ADV	7	244.3	Race - 1
71	Christopher Brenier	FRA	Easy Formula	FRA	Panoz DP09B	ADV	8	240.5	Qualifying





Autodromo Nazionale Monza

Maxx Formula

Race - 1


Lap Chart



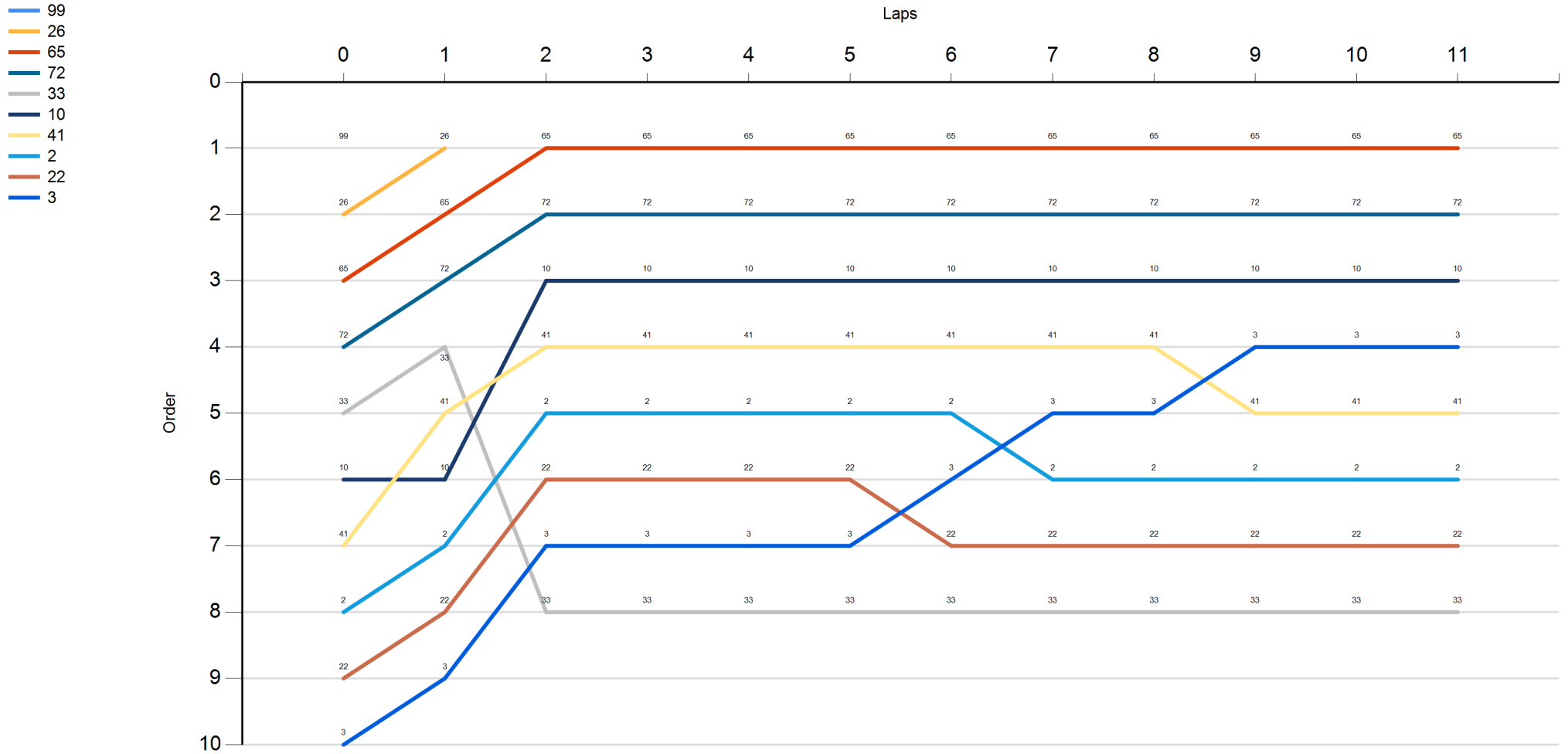
LAP


Nr	Po	Grid	1	2	3	4	5	6	7	8	9	10	11
99	1	99	26	65	65	65	65	65	65	65	65	65	65
26	2	26	65	72	72	72	72	72	72	72	72	72	72
65	3	65	72	10	10	10	10	10	10	10	10	10	10
72	4	72	33	41	41	41	41	41	41	41	3	3	3
33	5	33	41	2	2	2	2	2	3	3	41	41	41
10	6	10	10	22	22	22	22	3	2	2	2	2	2
41	7	41	2	3	3	3	3	22	22	22	22	22	22
2	8	2	22	33	33	33	33	33	33	33	33	33	33
22	9	22	3										
3	10	3											





Autodromo Nazionale Monza
Maxx Formula
Race - 1
Graphic Lap Chart





Autodromo Nazionale Monza

Maxx Formula


Race - 1

Pit Stop Analysis



<u>N°</u>	<u>In Day Time</u>	<u>Driver</u>	<u>Nat</u>	<u>Team</u>	<u>Nat</u>	<u>Vehicle</u>	<u>Cat</u>	<u>In Time</u>	<u>Stop N°</u>	<u>Pit Time</u>	<u>Handicap</u>	<u>Penalty</u>
-----------	--------------------	---------------	------------	-------------	------------	----------------	------------	----------------	----------------	-----------------	-----------------	----------------

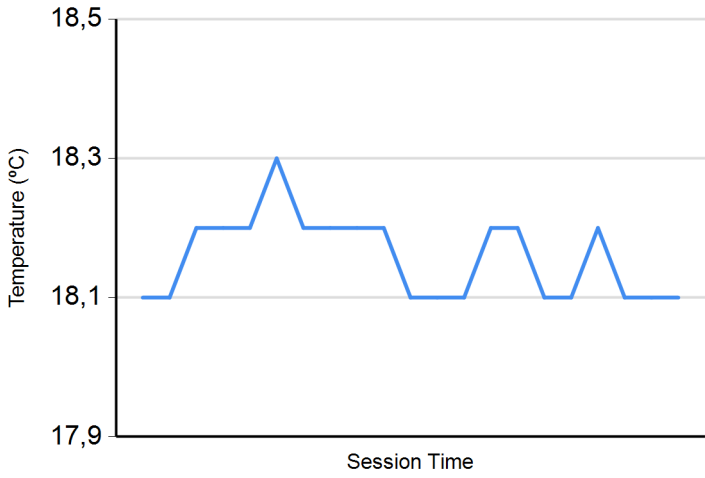




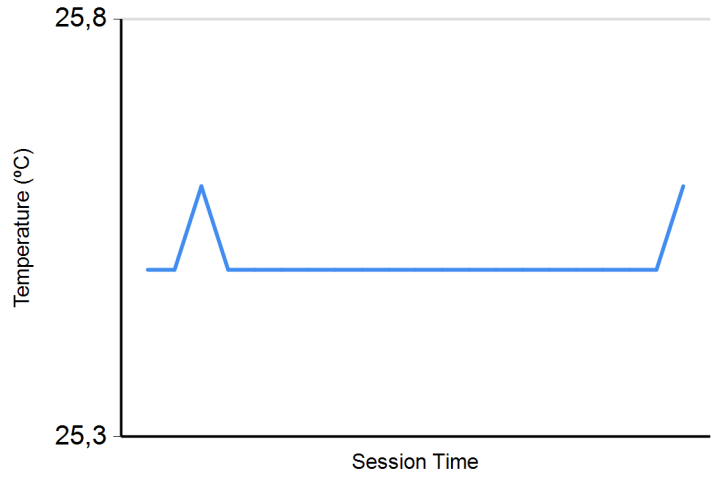
Autodromo Nazionale Monza
Maxx Formula
Race - 1
Weather Report



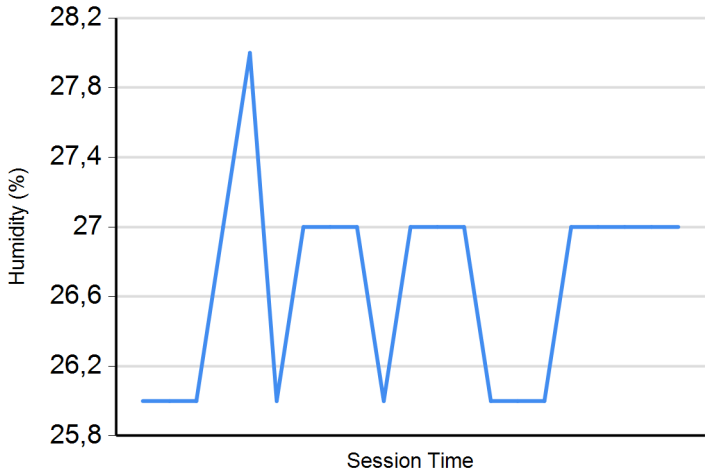
Air Temperature



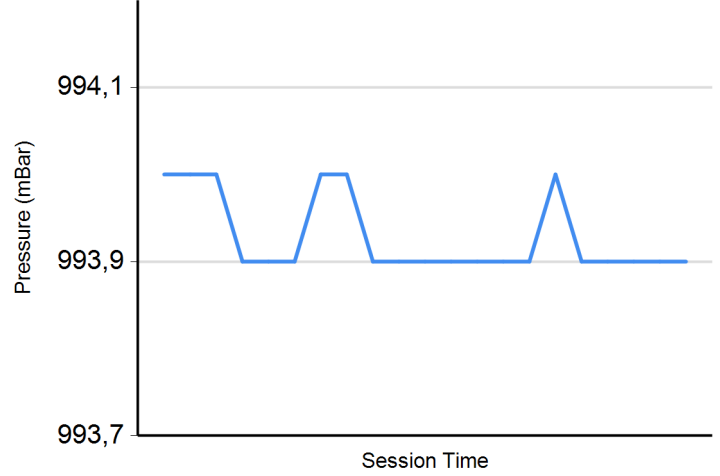
Track Temperature



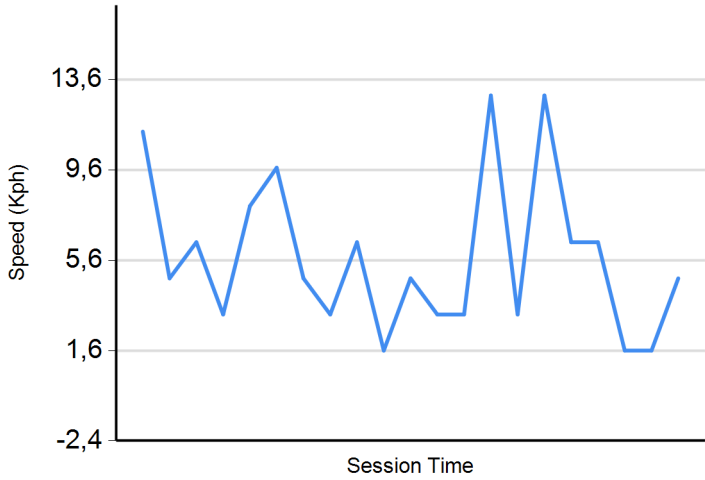
Humidity



Pressure



Wind Speed



Wind direction

North = 0°/360° Est = 90° South = 180° West = 270°

