



Autodromo Nazionale Monza

Maxx Formula

Qualifying

Provisional Results




Clas	Nº	Driver	Nat	Team	Nat	Vehicle	Cat	Clas	Laps	Best	Time	Gap	Interval	Km/h
1	99	Matthias Lüthen	GER	Speed-Center	GER	Dallara	ADV	1	17	11	1:38.062			212.6
2	26	Wolfgang Jaksch	GER	F Xtreme Racing Team	GER	Super Aguri SA06	PRE	1	9	8	1:38.194	0.132	0.132	212.3
3	65	Kurt Böhlen	SUI	Speed-Center	SUI	Dallara	ADV	2	17	15	1:39.487	1.425	1.293	209.6
4	71	Christopher Brenier	FRA	Easy Formula	FRA	Panoz DP09B	ADV	3	10	8	1:42.555	4.493	3.068	203.3
5	72	Gilles Brenier	FRA	Easy Formula	FRA	Panoz DP09B	ADV	4	13	12	1:43.740	5.678	1.185	201.0
6	33	Michael Grosse-Aschhoff	GER	Asche Racing	GER	Reynard 95D	MAS	1	8	6	1:44.797	6.735	1.057	199.0
7	10	Anton Werner	GER	Ryschka Motorsport	GER	Dallara	ADV	5	17	16	1:45.076	7.014	0.279	198.4
8	41	Karl-Heinz Becker	GER	Becker Motorsport	GER	Dallara	MAS	2	14	11	1:46.767	8.705	1.691	195.3
9	2	Wolfgang Jordan	GER	H&A Racing	GER	Dallara	ADV	6	7	7	1:48.976	10.914	2.209	191.3
10	22	Veronika Jaksch	CZE	H&A Racing	CZE	Dallara	ADV	7	13	12	1:48.976	10.914	0.000	191.3
11	3	Christian Eicke	SUI	Speed-Center	SUI	Dallara	ADV	8	4	2	1:50.305	12.243	1.329	189.0

Published at:.....

Track Temp: 18.9 °C Air Temp: 17.1 °C Humidity: 35 % Track Status: DRY

Stewards:	Race Director:	Timekeeper: 
-----------	----------------	---





Autodromo Nazionale Monza
 Maxx Formula
 Qualifying
 Provisional Results by Class




Clas	Nº	Driver	Nat	Team	Nat	Vehicle	Cat	Clas	Laps	Best	Time	Gap	Interval	Km/h
ADVANCE														
1	99	Matthias Lüthen	GER	Speed-Center	GER	Dallara	ADV	1	17	11	1:38.062			212.6
2	65	Kurt Böhlen	SUI	Speed-Center	SUI	Dallara	ADV	2	17	15	1:39.487	1.425	1.425	209.6
3	71	Christopher Brenier	FRA	Easy Formula	FRA	Panoz DP09B	ADV	3	10	8	1:42.555	4.493	3.068	203.3
4	72	Gilles Brenier	FRA	Easy Formula	FRA	Panoz DP09B	ADV	4	13	12	1:43.740	5.678	1.185	201.0
5	10	Anton Werner	GER	Ryschka Motorsport	GER	Dallara	ADV	5	17	16	1:45.076	7.014	1.336	198.4
6	2	Wolfgang Jordan	GER	H&A Racing	GER	Dallara	ADV	6	7	7	1:48.976	10.914	3.900	191.3
7	22	Veronika Jaksch	CZE	H&A Racing	CZE	Dallara	ADV	7	13	12	1:48.976	10.914	0.000	191.3
8	3	Christian Eicke	SUI	Speed-Center	SUI	Dallara	ADV	8	4	2	1:50.305	12.243	1.329	189.0
MASTERS														
1	33	Michael Grosse-Aschhoff	GER	Asche Racing	GER	Reynard 95D	MAS	1	8	6	1:44.797			199.0
2	41	Karl-Heinz Becker	GER	Becker Motorsport	GER	Dallara	MAS	2	14	11	1:46.767	1.970	1.970	195.3
PRESTIGE														
1	26	Wolfgang Jaksch	GER	F Xtreme Racing Team	GER	Super Aguri SA06	PRE	1	9	8	1:38.194			212.3

Published at:.....

Track Temp: 18.9 °C Air Temp: 17.1 °C Humidity: 35 % Track Status: DRY

Stewards:	Race Director:	Timekeeper: 
-----------	----------------	---





Autodromo Nazionale Monza
Maxx Formula
Qualifying
Lap Analysis



2 Wolfgang Jordan Dallara **26** Wolfgang Jaksch Super Aguri SA06
 H&A Racing F Xtreme Racing Team

Lap D	Time	Sector 1	Sector 2	Sector 3	T. Spd	Elapsed	Lap D	Time	Sector 1	Sector 2	Sector 3	T. Spd	Elapsed
1	9:38:34.093	9:37:06.833	45.366	41.894	132.1	9:38:34.093	1	9:39:35.381	9:38:25.033	36.256	34.092	166.1	9:39:35.381
2	1:52.730	35.544	38.945	38.241	218.1	9:40:26.823	2	1:41.404	29.698	37.042	34.664	288.0	9:41:16.785
3	1:50.780	34.714	38.336	37.730	229.7	9:42:17.603	3	1:38.409	30.380	33.670	34.359	301.6	9:42:55.194
4	1:51.044	34.065	37.744	39.235	250.0	9:44:08.647	4	1:47.087 P	30.606	34.273	42.208	295.0	9:44:42.281
5	2:11.931 P	33.794	37.478	1:00.659	227.3	9:46:20.578	5	12:29.987	11:14.921	38.035	37.031	179.7	9:57:12.268
6	6:11.724	4:49.692	42.119	39.913	170.6	9:52:32.302	6	1:39.382	30.530	34.952	33.900	290.3	9:58:51.650
7	1:48.976	34.100	37.454	37.422	233.7	9:54:21.278	7	1:39.802	30.606	34.724	34.472	275.5	10:00:31.452
8		54.994			273.4		8	1:38.194	30.904	33.751	33.539	265.3	10:02:09.646

3 Christian Eicke Dallara **33** Michael Grosse-Aschhoff Reynard 95D
 Speed-Center Asche Racing

Lap D	Time	Sector 1	Sector 2	Sector 3	T. Spd	Elapsed	Lap D	Time	Sector 1	Sector 2	Sector 3	T. Spd	Elapsed
1	9:39:04.591	9:37:44.244	41.365	38.982	114.4	9:39:04.591	1	9:41:26.259	9:40:07.774	40.209	38.276	186.2	9:41:26.259
2	1:50.305	33.838	38.178	38.289	260.2	9:40:54.896	2	1:51.298	35.014	38.747	37.537	255.3	9:43:17.557
3	1:51.800	34.304	39.034	38.462	259.6	9:42:46.696	3	1:48.685	35.748	36.719	36.218	192.8	9:45:06.242
4	1:52.462	35.035	39.745	37.682	265.3	9:44:39.158	4	2:23.073 P	39.788	46.641	56.644	219.9	9:47:29.315
							5	5:09.046	3:52.412	39.222	37.412	194.9	9:52:38.361
							6	1:44.797	32.598	36.360	35.839	295.0	9:54:23.158
							7	1:48.988	32.800	38.382	37.806	287.2	9:56:12.146
							8	2:07.920 P	40.521	39.402	47.997	284.2	9:58:20.066

10 Anton Werner Dallara **41** Karl-Heinz Becker Dallara
 Ryschka Motorsport Becker Motorsport

Lap D	Time	Sector 1	Sector 2	Sector 3	T. Spd	Elapsed	Lap D	Time	Sector 1	Sector 2	Sector 3	T. Spd	Elapsed
1	9:37:23.740	9:36:02.121	41.171	40.448	154.2	9:37:23.740	1	9:39:01.982	9:37:37.231	44.386	40.365	127.5	9:39:01.982
2	1:55.756	36.380	40.134	39.242	187.8	9:39:19.496	2	1:51.916	34.985	38.209	38.722	227.8	9:40:53.898
3	1:53.457	35.003	39.955	38.499	209.3	9:41:12.953	3	1:52.292	34.580	38.741	38.971	246.5	9:42:46.190
4	1:49.720	34.705	37.054	37.961	200.3	9:43:02.673	4	1:49.622	34.059	37.715	37.848	245.4	9:44:35.812
5	1:49.810	34.274	37.740	37.796	202.2	9:44:52.483	5	2:28.249 P	33.706	47.921	1:06.622	257.1	9:47:04.061
6	2:31.621 P	43.059	48.561	1:00.001	230.7	9:47:24.104	6	5:03.417	3:44.927	38.961	39.529	196.0	9:52:07.478
7	4:50.133	3:31.800	39.409	38.924	210.1	9:52:14.237	7	1:49.687	33.624	37.536	38.527	279.7	9:53:57.165
8	1:48.543	34.117	36.939	37.487	215.1	9:54:02.780	8	1:48.872	34.570	36.949	37.353	261.5	9:55:46.037
9	1:47.932	33.892	37.095	36.945	234.2	9:55:50.712	9	1:58.166	34.159	41.531	42.476	281.2	9:57:44.203
10	1:53.031	33.765	38.284	40.982	234.7	9:57:43.743	10	1:47.329	34.042	36.722	36.565	232.2	9:59:31.532
11	1:47.733	33.532	36.912	37.289	232.7	9:59:31.476	11	1:46.767	33.989	36.001	36.777	247.7	10:01:18.299
12	1:48.705	34.961	36.705	37.039	234.7	10:01:20.181	12	1:48.696	34.127	36.667	37.902	269.3	10:03:06.995
13	1:47.298	33.734	36.534	37.030	221.3	10:03:07.479	13	1:58.338	41.740	40.293	36.305	164.3	10:05:05.333
14	1:46.857	33.452	36.373	37.032	232.2	10:04:54.336	14	2:04.033 P	32.169	35.886	55.978	293.4	10:07:09.366
15	1:45.819	33.359	36.001	36.459	228.3	10:06:40.155							
16	1:45.076	33.081	35.826	36.169	241.6	10:08:25.231							
17	2:00.928 P	34.233	36.611	50.084	216.0	10:10:26.159							

22 Veronika Jaksch Dallara **41** Karl-Heinz Becker Dallara
 H&A Racing Becker Motorsport

Lap D	Time	Sector 1	Sector 2	Sector 3	T. Spd	Elapsed	Lap D	Time	Sector 1	Sector 2	Sector 3	T. Spd	Elapsed
1	9:41:21.373	9:39:52.422	45.557	43.394	112.2	9:41:21.373	1	9:39:01.982	9:37:37.231	44.386	40.365	127.5	9:39:01.982
2	1:55.474	37.632	39.472	38.370	173.6	9:43:16.847	2	1:51.916	34.985	38.209	38.722	227.8	9:40:53.898
3	1:58.875	39.359	41.421	38.095	200.0	9:45:15.722	3	1:52.292	34.580	38.741	38.971	246.5	9:42:46.190
4	2:38.893 P	45.533	47.323	1:06.037	166.6	9:47:54.615	4	1:49.622	34.059	37.715	37.848	245.4	9:44:35.812
5	4:15.973	2:52.723	40.348	42.902	129.1	9:52:10.588	5	2:28.249 P	33.706	47.921	1:06.622	257.1	9:47:04.061
6	1:52.988	34.784	38.371	39.833	202.2	9:54:03.576	6	5:03.417	3:44.927	38.961	39.529	196.0	9:52:07.478
7	1:52.276	35.557	37.750	38.969	198.1	9:55:55.852	7	1:49.687	33.624	37.536	38.527	279.7	9:53:57.165
8	1:55.729	34.998	40.969	39.762	208.4	9:57:51.581	8	1:48.872	34.570	36.949	37.353	261.5	9:55:46.037
9	1:51.016	33.936	37.654	39.426	228.8	9:59:42.597	9	1:58.166	34.159	41.531	42.476	281.2	9:57:44.203
10	1:49.450	34.191	37.244	38.015	207.6	10:01:32.047	10	1:47.329	34.042	36.722	36.565	232.2	9:59:31.532
11	1:50.196	34.218	37.245	38.733	213.8	10:03:22.243	11	1:46.767	33.989	36.001	36.777	247.7	10:01:18.299
12	1:48.976	33.842	37.043	38.091	212.5	10:05:11.219	12	1:48.696	34.127	36.667	37.902	269.3	10:03:06.995
13	2:17.071 P	34.535	42.754	59.782	238.9	10:07:28.290	13	1:58.338	41.740	40.293	36.305	164.3	10:05:05.333
							14	2:04.033 P	32.169	35.886	55.978	293.4	10:07:09.366





Autodromo Nazionale Monza
Maxx Formula
Qualifying
Lap Analysis



65

Kurt Böhlen

Dallara **99**

Matthias Lüthen

Dallara

Speed-Center

Speed-Center

Lap	D	Time	Sector 1	Sector 2	Sector 3	T. Spd	Elapsed	Lap	D	Time	Sector 1	Sector 2	Sector 3	T. Spd	Elapsed
1		9:39:18.667	9:37:55.727	44.349	38.591	157.8	9:39:18.667	1		9:39:01.383	9:37:42.643	40.768	37.972	139.8	9:39:01.383
2		1:42.084	32.264	35.356	34.464	279.0	9:41:00.751	2		1:42.865	32.952	34.959	34.954	272.0	9:40:44.248
3		1:43.486	32.474	34.453	36.559	295.0	9:42:44.237	3		1:41.049	31.563	34.805	34.681	296.7	9:42:25.297
4		1:45.333	31.589	34.162	39.582	299.1	9:44:29.570	4		1:42.567	31.620	34.286	36.661	298.3	9:44:07.864
5		2:23.576 P	32.150	46.255	1:05.171	300.0	9:46:53.146	5		1:54.963 P	31.428	34.139	49.396	295.8	9:46:02.827
6		5:01.941	3:37.609	43.502	40.830	206.8	9:51:55.087	6		5:34.166	4:22.789	36.813	34.564	147.3	9:51:36.993
7		1:41.727	32.012	34.641	35.074	296.7	9:53:36.814	7		1:39.318	31.449	33.749	34.120	296.7	9:53:16.311
8		1:40.705	31.427	34.664	34.614	300.0	9:55:17.519	8		1:38.222	31.015	33.582	33.625	298.3	9:54:54.533
9		1:40.546	31.202	34.720	34.624	300.8	9:56:58.065	9		1:38.940	30.874	34.540	33.526	300.0	9:56:33.473
10		1:39.811	31.213	34.073	34.525	300.0	9:58:37.876	10		3:20.155	2:10.931	35.359	33.865	222.2	9:59:53.628
11		1:39.793	31.285	34.051	34.457	300.8	10:00:17.669	11		1:38.062	30.939	33.350	33.773	300.0	10:01:31.690
12		1:39.789	31.504	33.970	34.315	300.8	10:01:57.458	12		1:38.155	31.174	33.302	33.679	299.1	10:03:09.845
13		1:50.787	33.800	38.576	38.411	301.6	10:03:48.245	13		1:43.384	32.959	35.287	35.138	201.8	10:04:53.229
14		1:40.049	31.387	34.229	34.433	300.0	10:05:28.294	14		1:38.709	31.333	33.672	33.704	297.5	10:06:31.938
15		1:39.487	31.260	34.049	34.178	301.6	10:07:07.781	15		1:38.714	31.044	33.913	33.757	299.1	10:08:10.652
16		1:39.631	31.258	34.172	34.201	300.8	10:08:47.412	16		1:38.595	31.087	33.668	33.840	299.1	10:09:49.247
17		2:01.677 P	34.637	37.954	49.086	224.5	10:10:49.089	17		1:53.583 P	31.222	35.544	46.817	298.3	10:11:42.830

71

Christopher Brenier

Panoz DP09B

Easy Formula

Lap	D	Time	Sector 1	Sector 2	Sector 3	T. Spd	Elapsed
1		9:38:24.290	9:37:05.211	40.520	38.559	150.8	9:38:24.290
2		1:44.886	32.903	36.056	35.927	209.3	9:40:09.176
3		1:43.359	32.788	35.363	35.208	212.1	9:41:52.535
4		1:42.666	32.362	35.193	35.111	223.6	9:43:35.201
5		1:50.267 P	31.950	35.611	42.706	233.2	9:45:25.468
6		6:57.506	5:42.991	37.500	37.015	170.6	9:52:22.974
7		1:48.148	32.826	36.946	38.376	194.2	9:54:11.122
8		1:42.555	31.641	34.498	36.416	240.5	9:55:53.677
9		1:44.573	31.714	37.110	35.749	237.8	9:57:38.250
10		2:17.112 P	32.546	51.672	52.894	240.0	9:59:55.362


72

Gilles Brenier

Panoz DP09B

Easy Formula

Lap	D	Time	Sector 1	Sector 2	Sector 3	T. Spd	Elapsed
1		9:38:07.319	9:36:51.433	38.675	37.211	149.1	9:38:07.319
2		1:46.891	33.940	36.941	36.010	217.3	9:39:54.210
3		1:44.362	32.927	35.311	36.124	229.7	9:41:38.572
4		1:45.757	32.711	36.939	36.107	228.8	9:43:24.329
5		1:46.768	33.158	37.529	36.081	229.7	9:45:11.097
6		2:35.440 P	44.096	50.101	1:01.243	167.9	9:47:46.537
7		5:07.973	3:52.619	39.068	36.286	140.8	9:52:54.510
8		1:44.776	31.709	36.347	36.720	250.5	9:54:39.286
9		1:44.548	32.937	36.005	35.606	235.8	9:56:23.834
10		1:47.715	32.264	38.139	37.312	238.9	9:58:11.549
11		1:46.279	32.262	38.501	35.516	253.5	9:59:57.828
12		1:43.740	32.476	35.727	35.537	226.8	10:01:41.568
13		1:54.786 P	32.534	38.985	43.267	228.8	10:03:36.354



Autodromo Nazionale Monza

Maxx Formula


Qualifying

Best Sectors Results



Sector - 1				Sector - 2				Sector - 3				Ideal Lap vs Best Lap					
Clas	Nº	Driver	Time	Nº	Driver	Time	Nº	Driver	Time	Clas	Nº	Driver	Ideal Lap	Best Lap	Clas		
1	26	Wolfgang Jaksch	29.698	99	Matthias Lüthen	33.302	99	Matthias Lüthen	33.526	1	26	Wolfgang Jaksch	1:36.907	1:38.194	2		
2	99	Matthias Lüthen	30.874	26	Wolfgang Jaksch	33.670	26	Wolfgang Jaksch	33.539	2	99	Matthias Lüthen	1:37.702	1:38.062	1		
3	65	Kurt Böhlen	31.202	65	Kurt Böhlen	33.970	65	Kurt Böhlen	34.178	3	65	Kurt Böhlen	1:39.350	1:39.487	3		
4	71	Christopher Brenier	31.641	71	Christopher Brenier	34.498	71	Christopher Brenier	35.111	4	71	Christopher Brenier	1:41.250	1:42.555	4		
5	72	Gilles Brenier	31.709	72	Gilles Brenier	35.311	72	Gilles Brenier	35.516	5	72	Gilles Brenier	1:42.536	1:43.740	5		
6	41	Karl-Heinz Becker	32.169	10	Anton Werner	35.826	33	Michael Grosse-	35.839	6	41	Karl-Heinz Becker	1:44.360	1:46.767	8		
7	33	Michael Grosse-	32.598	41	Karl-Heinz Becker	35.886	10	Anton Werner	36.169	7	33	Michael Grosse-	1:44.797	1:44.797	6		
8	10	Anton Werner	33.081	33	Michael Grosse-	36.360	41	Karl-Heinz Becker	36.305	8	10	Anton Werner	1:45.076	1:45.076	7		
9	2	Wolfgang Jordan	33.794	22	Veronika Jaksch	37.043	2	Wolfgang Jordan	37.422	9	2	Wolfgang Jordan	1:48.670	1:48.976	9		
10	3	Christian Eicke	33.838	2	Wolfgang Jordan	37.454	3	Christian Eicke	37.682	10	22	Veronika Jaksch	1:48.900	1:48.976	10		
11	22	Veronika Jaksch	33.842	3	Christian Eicke	38.178	22	Veronika Jaksch	38.015	11	3	Christian Eicke	1:49.698	1:50.305	11		





Autodromo Nazionale Monza

Maxx Formula


Qualifying

Best 5 Lap Times



Cls	N°	Driver	Nat	Team	Nat	Vehicle	Cat	Cls	Best 1		Best 2		Best 3		Best 4		Best 5	
									Time	Lap	Time	Lap	Time	Lap	Time	Lap	Time	Lap
1	99	Matthias Lüthen	GER	Speed-Center	GER	Dallara	ADV	1	1:38.062	11	1:38.155	12	1:38.222	8	1:38.595	16	1:38.709	14
2	26	Wolfgang Jaksch	GER	F Xtreme Racing Team	GER	Super Aguri SA06	PRE	1	1:38.194	8	1:38.409	3	1:39.382	6	1:39.802	7	1:41.404	2
3	65	Kurt Böhlen	SUI	Speed-Center	SUI	Dallara	ADV	2	1:39.487	15	1:39.631	16	1:39.789	12	1:39.793	11	1:39.811	10
4	71	Christopher Brenier	FRA	Easy Formula	FRA	Panoz DP09B	ADV	3	1:42.555	8	1:42.666	4	1:43.359	3	1:44.573	9	1:44.886	2
5	72	Gilles Brenier	FRA	Easy Formula	FRA	Panoz DP09B	ADV	4	1:43.740	12	1:44.362	3	1:44.548	9	1:44.776	8	1:45.757	4
6	33	Michael Grosse-Aschhoff	GER	Asche Racing	GER	Reynard 95D	MA	1	1:44.797	6	1:48.685	3	1:48.988	7	1:51.298	2	2:07.920	8
7	10	Anton Werner	GER	Ryschka Motorsport	GER	Dallara	ADV	5	1:45.076	16	1:45.819	15	1:46.857	14	1:47.298	13	1:47.733	11
8	41	Karl-Heinz Becker	GER	Becker Motorsport	GER	Dallara	MA	2	1:46.767	11	1:47.329	10	1:48.696	12	1:48.872	8	1:49.622	4
9	2	Wolfgang Jordan	GER	H&A Racing	GER	Dallara	ADV	6	1:48.976	7	1:50.780	3	1:51.044	4	1:52.730	2	2:11.931	5
10	22	Veronika Jaksch	CZE	H&A Racing	CZE	Dallara	ADV	7	1:48.976	12	1:49.450	10	1:50.196	11	1:51.016	9	1:52.276	7
11	3	Christian Eicke	SUI	Speed-Center	SUI	Dallara	ADV	8	1:50.305	2	1:51.800	3	1:52.462	4				





Autodromo Nazionale Monza

Maxx Formula


Qualifying

Best 5 Top Speeds



Cls	N°	Driver	Nat	Team	Nat	Vehicle	Cat	Cls	Top 1		Top 2		Top 3		Top 4		Top 5		Avg
									Km/h	Lap	Km/h	Lap	Km/h	Lap	Km/h	Lap	Km/h	Lap	
1	26	Wolfgang Jaksch	GER	F Xtreme Racing Team	GER	Super Aguri SA06	PRE	1	301.6	3	295.0	4	290.3	6	288.0	2	275.5	7	290.1
2	65	Kurt Böhlen	SUI	Speed-Center	SUI	Dallara	ADV	1	301.6	13	301.6	15	300.8	9	300.8	11	300.8	12	301.1
3	99	Matthias Lüthen	GER	Speed-Center	GER	Dallara	ADV	2	300.8	10	300.0	9	300.0	11	299.1	12	299.1	15	299.8
4	33	Michael Grosse-Aschhoff	GER	Asche Racing	GER	Reynard 95D	MA	1	295.0	6	287.2	7	284.2	8	255.3	2	219.9	4	268.3
5	41	Karl-Heinz Becker	GER	Becker Motorsport	GER	Dallara	MA	2	293.4	14	281.2	9	279.7	7	269.3	12	261.5	8	277.0
6	2	Wolfgang Jordan	GER	H&A Racing	GER	Dallara	ADV	3	273.4	8	250.0	4	233.7	7	229.7	3	227.3	5	242.8
7	3	Christian Eicke	SUI	Speed-Center	SUI	Dallara	ADV	4	265.3	4	260.2	2	259.6	3	222.6	5	114.4	1	224.4
8	72	Gilles Brenier	FRA	Easy Formula	FRA	Panoz DP09B	ADV	5	253.5	11	250.5	8	238.9	10	235.8	9	229.7	3	241.7
9	10	Anton Werner	GER	Ryschka Motorsport	GER	Dallara	ADV	6	241.6	16	234.7	10	234.7	12	234.2	9	232.7	11	235.6
10	71	Christopher Brenier	FRA	Easy Formula	FRA	Panoz DP09B	ADV	7	240.5	8	240.0	10	237.8	9	233.2	5	223.6	4	235.0
11	22	Veronika Jaksch	CZE	H&A Racing	CZE	Dallara	ADV	8	238.9	13	228.8	9	213.8	11	212.5	12	208.4	8	220.5





Autodromo Nazionale Monza

Maxx Formula

Qualifying

Fastest Laps Sequence

Autodromo Nazionale Monza 5.793 m.



Lap	Time of Day	Session Time	Nº	Driver	Nat	Team	Nat	Vehicle	Cat	Time	Km/h
2	9:39:19.496	4:19.496	10	Anton Werner	GER	Ryschka Motorsport	GER	Dallara	ADV	1:55.756	180.1
2	9:39:54.210	4:54.210	72	Gilles Brenier	FRA	Easy Formula	FRA	Panoz DP09B	ADV	1:46.891	195.1
2	9:40:09.176	5:09.176	71	Christopher Brenier	FRA	Easy Formula	FRA	Panoz DP09B	ADV	1:44.886	198.8
2	9:40:44.248	5:44.248	99	Matthias Lüthen	GER	Speed-Center	GER	Dallara	ADV	1:42.865	202.7
2	9:41:00.751	6:00.751	65	Kurt Böhlen	SUI	Speed-Center	SUI	Dallara	ADV	1:42.084	204.2
2	9:41:16.785	6:16.785	26	Wolfgang Jaksch	GER	F Xtreme Racing Team	GER	Super Aguri SA06	PRE	1:41.404	205.6
3	9:42:25.297	7:25.297	99	Matthias Lüthen	GER	Speed-Center	GER	Dallara	ADV	1:41.049	206.3
3	9:42:55.194	7:55.194	26	Wolfgang Jaksch	GER	F Xtreme Racing Team	GER	Super Aguri SA06	PRE	1:38.409	211.9
8	9:54:54.533	19:54.533	99	Matthias Lüthen	GER	Speed-Center	GER	Dallara	ADV	1:38.222	212.3
11	10:01:31.690	26:31.690	99	Matthias Lüthen	GER	Speed-Center	GER	Dallara	ADV	1:38.062	212.6





Autodromo Nazionale Monza

Maxx Formula

Qualifying

Event Best Maximum Speed



N°	Driver	Nat	Team	Nat	Vehicle	Cat	Clas	Km/h	Session
3	Christian Eicke	SUI	Speed-Center	SUI	Dallara	ADV	1	312.1	Free Practice - 1
65	Kurt Böhlen	SUI	Speed-Center	SUI	Dallara	ADV	2	305.0	Free Practice - 1
99	Matthias Lüthen	GER	Speed-Center	GER	Dallara	ADV	3	303.3	Free Practice - 1
26	Wolfgang Jaksch	GER	F Xtreme Racing Team	GER	Super Aguri SA06	PRE	1	301.6	Qualifying
33	Michael Grosse-Aschhoff	GER	Asche Racing	GER	Reynard 95D	MAS	1	295.8	Free Practice - 1
41	Karl-Heinz Becker	GER	Becker Motorsport	GER	Dallara	MAS	2	293.4	Qualifying
2	Wolfgang Jordan	GER	H&A Racing	GER	Dallara	ADV	4	273.4	Qualifying
72	Gilles Brenier	FRA	Easy Formula	FRA	Panoz DP09B	ADV	5	267.9	Free Practice - 1
10	Anton Werner	GER	Ryschka Motorsport	GER	Dallara	ADV	6	254.1	Free Practice - 1
71	Christopher Brenier	FRA	Easy Formula	FRA	Panoz DP09B	ADV	7	240.5	Qualifying
22	Veronika Jaksch	CZE	H&A Racing	CZE	Dallara	ADV	8	238.9	Qualifying





Autodromo Nazionale Monza
Maxx Formula
Qualifying
Pit Stop Analysis



2 Wolfgang Jordan ADVANCE H&A Racing
 Dallara

Nr.	In Day Time	In Time	Out Time	Pit Time	T. Pit Time	Handicap	Penalty
1	9:46:15.266	9:46:15.266	9:50:27.046	4:11.780	4:11.780		

10 Anton Werner ADVANCE Ryschka Motorsport
 Dallara

Nr.	In Day Time	In Time	Out Time	Pit Time	T. Pit Time	Handicap	Penalty
1	9:47:18.214	9:47:18.214	9:50:21.256	3:03.042	3:03.042		

22 Veronika Jaksch ADVANCE H&A Racing
 Dallara

Nr.	In Day Time	In Time	Out Time	Pit Time	T. Pit Time	Handicap	Penalty
1	9:47:48.101	9:47:48.101	9:50:06.672	2:18.571	2:18.571		

26 Wolfgang Jaksch PRESTIGE F Xtreme Racing Team
 Super Aguri SA06

Nr.	In Day Time	In Time	Out Time	Pit Time	T. Pit Time	Handicap	Penalty
1	9:44:37.088	9:44:37.088	9:55:22.145	10:45.057	10:45.057		7

33 Michael Grosse-Aschhoff MASTERS Asche Racing
 Reynard 95D

Nr.	In Day Time	In Time	Out Time	Pit Time	T. Pit Time	Handicap	Penalty
1	9:47:23.772	9:47:23.772	9:50:42.596	3:18.824	3:18.824		

41 Karl-Heinz Becker MASTERS Becker Motorsport
 Dallara

Nr.	In Day Time	In Time	Out Time	Pit Time	T. Pit Time	Handicap	Penalty
1	9:46:59.040	9:46:59.040	9:50:12.411	3:13.371	3:13.371		

65 Kurt Böhlen ADVANCE Speed-Center
 Dallara

Nr.	In Day Time	In Time	Out Time	Pit Time	T. Pit Time	Handicap	Penalty
1	9:46:47.693	9:46:47.693	9:49:55.174	3:07.481	3:07.481		

71 Christopher Brenier ADVANCE Easy Formula
 Panoz DP09B

Nr.	In Day Time	In Time	Out Time	Pit Time	T. Pit Time	Handicap	Penalty
1	9:45:21.118	9:45:21.118	9:50:29.987	5:08.869	5:08.869		

72 Gilles Brenier ADVANCE Easy Formula
 Panoz DP09B

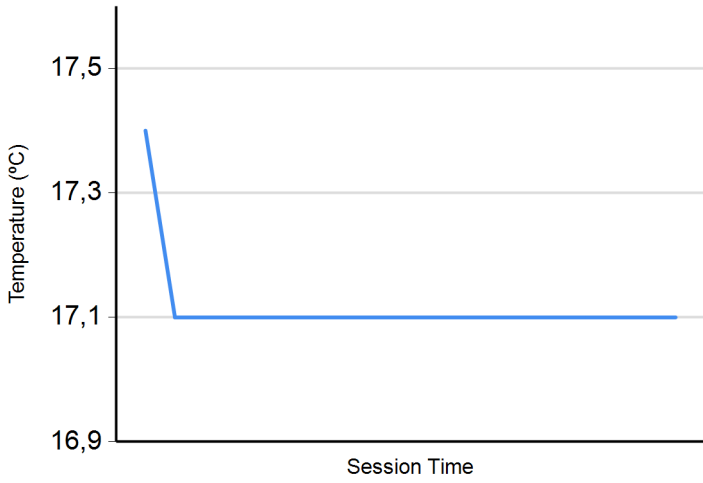
Nr.	In Day Time	In Time	Out Time	Pit Time	T. Pit Time	Handicap	Penalty
1	9:47:40.679	9:47:40.679	9:50:50.284	3:09.605	3:09.605		

99 Matthias Lüthen ADVANCE Speed-Center
 Dallara

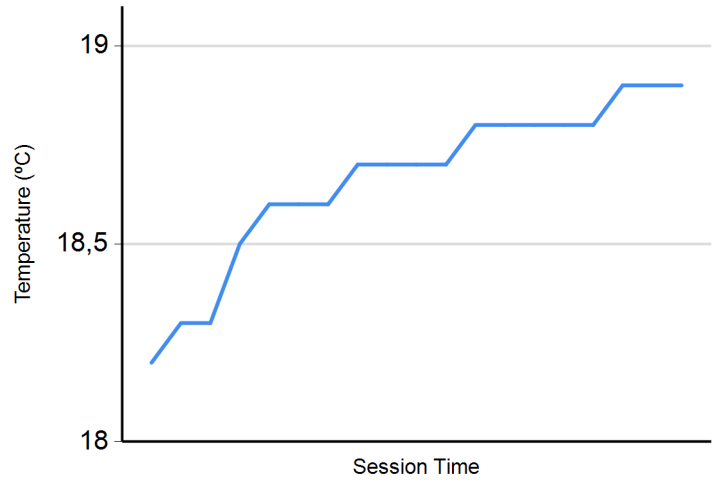
Nr.	In Day Time	In Time	Out Time	Pit Time	T. Pit Time	Handicap	Penalty
1	9:45:57.400	9:45:57.400	9:49:47.796	3:50.396	3:50.396		



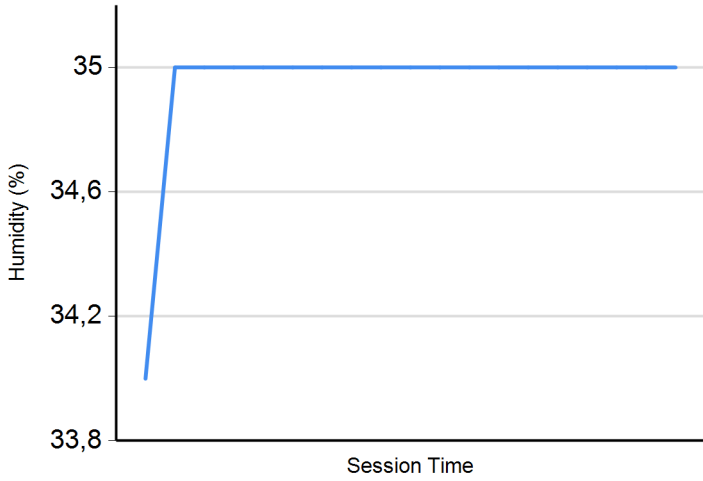
Air Temperature



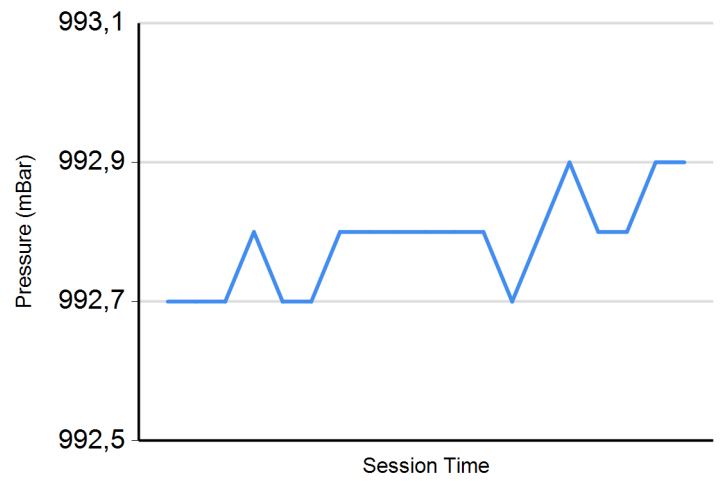
Track Temperature



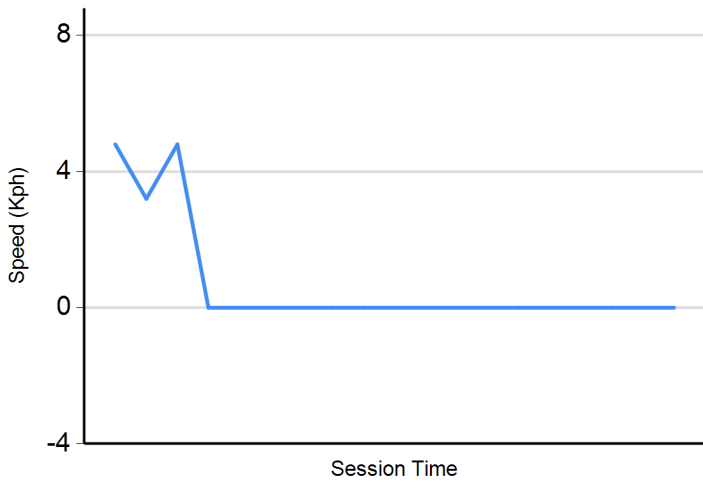
Humidity



Pressure



Wind Speed



Wind direction

North = 0°/360° Est = 90° South = 180° West = 270°

