



Autodromo Nazionale Monza
Maxx Formula
Free Practice - 2
Provisional Results



Cls	N°	Driver	Nat	Team	Nat	Vehicle	Laps	Best	Time	Gap	Interval	Km/h
1	99	Matthias Lüthen	GER	Speed-Center	GER	Dallara	12	8	1:55.242			180.9
2	65	Kurt Böhlen	SUI	Speed-Center	SUI	Dallara	9	8	1:57.407	2.165	2.165	177.6
3	41	Karl-Heinz Becke	GER	Becker Motorsport	GER	Dallara	7	6	2:11.107	15.865	13.700	159.0
4	26	Wolfgang Jaksch	GER	F Xtreme Racing Team	GER	Super Aguri SA06	7	6	2:14.884	19.642	3.777	154.6
5	2	Wolfgang Jordan	GER	H&A Racing	GER	Dallara	8	6	2:40.920	45.678	26.036	129.5
6	10	Anton Werner	GER	Ryschka Motorsport	GER	Dallara	1	1	14:03:38	14:01:43	14:00:57	00.0

Published at:.....

Track Temp: **13.9 °C** Air Temp: **13.0 °C** Humidity: **73 %** Track Status: **DRY**

Stewards:

Race Director:

Timekeeper:





Autodromo Nazionale Monza
Maxx Formula
Free Practice - 2
Provisional Results by Class



Cls	N°	Driver	Nat	Team	Nat	Vehicle	Laps	Best	Time	Gap	Interval	Km/h
ADVANCE												
1	99	Matthias Lüthen	GER	Speed-Center	GER	Dallara	12	8	1:55.242			180.9
2	65	Kurt Böhlen	SUI	Speed-Center	SUI	Dallara	9	8	1:57.407	2.165	2.165	177.6
3	2	Wolfgang Jordan	GER	H&A Racing	GER	Dallara	8	6	2:40.920	45.678	43.513	129.5
4	10	Anton Werner	GER	Ryschka Motorsport	GER	Dallara	1	1	14:03:38	14:01:43	14:00:57	00.0
MASTERS												
1	41	Karl-Heinz Becke	GER	Becker Motorsport	GER	Dallara	7	6	2:11.107			159.0
PRESTIGE												
1	26	Wolfgang Jaksch	GER	F Xtreme Racing Team	GER	Super Aguri SA06	7	6	2:14.884			154.6

Published at:.....

Track Temp: **13.9 °C** Air Temp: **13.0 °C** Humidity: **73 %** Track **DRY**

Stewards:

Race Director:

Timekeeper:





Autodromo Nazionale Monza
Maxx Formula
Free Practice - 2
Lap Analysis



2

Wolfgang Jordan

Dallara **99**

Matthias Lüthen

Dallara

H&A Racing

Speed-Center

Lap	D	Time	Sector 1	Sector 2	Sector 3	T. Spd	Elapsed	Lap	D	Time	Sector 1	Sector 2	Sector 3	T. Spd	Elapsed
1		14:03:40.627	14:01:42.797	58.075	59.755	100.8	14:03:40.627	1		14:03:31.508		14:02:38.873	52.635	90.1	14:03:31.508
2		2:46.349	51.547	52.412	1:02.390	124.5	14:06:26.976	2		2:19.968	41.986	43.270	54.712	185.2	14:05:51.476
3		2:45.563	58.154	52.468	54.941	116.5	14:09:12.539	3		2:28.381	1:02.654	42.229	43.498	106.7	14:08:19.857
4		2:43.206	51.948	53.415	57.843	120.2	14:11:55.745	4		2:05.695	40.654	42.134	42.907	164.3	14:10:25.552
5		2:45.298	53.145	54.460	57.693	126.6	14:14:41.043	5		1:59.147	37.328	40.533	41.286	211.7	14:12:24.699
6		2:40.920	50.487	52.739	57.694	141.1	14:17:21.963	6		2:06.745	36.830	42.253	47.662	276.9	14:14:31.444
7		2:48.045	52.203	56.988	58.854	146.1	14:20:10.008	7		2:00.878	36.164	44.638	40.076	276.2	14:16:32.322
8		2:58.638 P	53.819	55.900	1:08.919	142.8	14:23:08.646	8		1:55.242	36.160	39.439	39.643	236.3	14:18:27.564

10

Anton Werner

Dallara

Ryschka Motorsport

Lap	D	Time	Sector 1	Sector 2	Sector 3	T. Spd	Elapsed	Lap	D	Time	Sector 1	Sector 2	Sector 3	T. Spd	Elapsed
1		14:03:38.674	14:01:51.355	53.797	53.522	90.4	14:03:38.674	9		1:56.883	35.843	40.948	40.092	281.9	14:20:24.447
								10		1:59.468	38.812	40.747	39.909	280.5	14:22:23.915
								11		1:56.601	35.616	41.215	39.770	277.6	14:24:20.516
								12		1:56.928	35.265	41.845	39.818	279.0	14:26:17.444
								13			51.380			281.2	

26

Wolfgang Jaksch

Super Aguri SA06

F Xtreme Racing Team

Lap	D	Time	Sector 1	Sector 2	Sector 3	T. Spd	Elapsed
1		14:03:53.416 P	14:01:57.509	55.655	1:00.252	114.0	14:03:53.416
2		7:25.033 P	5:37.585	51.778	55.670	137.9	14:11:18.449
3		4:00.703	2:01.799	1:11.102	47.802	156.2	14:15:19.152
4		2:17.098	42.197	47.139	47.762	162.4	14:17:36.250
5		2:23.588	41.546	52.755	49.287	173.6	14:19:59.838
6		2:14.884	41.453	47.084	46.347	158.5	14:22:14.722
7		2:22.644 P	41.196	47.566	53.882	164.6	14:24:37.366

41

Karl-Heinz Becker

Dallara

Becker Motorsport

Lap	D	Time	Sector 1	Sector 2	Sector 3	T. Spd	Elapsed
1		14:03:34.337	14:01:48.008	54.321	52.008	106.9	14:03:34.337
2		2:54.542 P	48.252	52.903	1:13.387	133.9	14:06:28.879
3		4:56.464	3:19.840	50.085	46.539	121.8	14:11:25.343
4		2:18.669	44.334	47.882	46.453	144.7	14:13:44.012
5		2:15.574	44.130	46.167	45.277	153.8	14:15:59.586
6		2:11.107	41.742	44.477	44.888	183.3	14:18:10.693
7		2:59.907 P	51.813	57.146	1:10.948	143.6	14:21:10.600

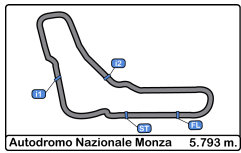
65

Kurt Böhlen

Dallara

Speed-Center


Lap	D	Time	Sector 1	Sector 2	Sector 3	T. Spd	Elapsed
1		14:03:43.460	14:02:02.739	50.710	50.011	124.5	14:03:43.460
2		2:42.840 P	43.658	46.014	1:13.168	158.1	14:06:26.300
3		4:02.911	2:35.909	43.984	43.018	146.5	14:10:29.211
4		2:00.647	38.229	41.266	41.152	200.7	14:12:29.858
5		2:02.148	37.481	43.897	40.770	218.1	14:14:32.006
6		1:59.004	36.825	42.092	40.087	216.4	14:16:31.010
7		1:59.815	40.781	39.680	39.354	215.5	14:18:30.825
8		1:57.407	37.452	40.222	39.733	197.4	14:20:28.232
9		2:11.993 P	36.651	40.612	54.730	229.2	14:22:40.225



Autodromo Nazionale Monza
Maxx Formula
Free Practice - 2
Best Sectors Results



Sector - 1			Sector - 2			Sector - 3			Ideal Lap vs Best Lap						
Clas	Nº	Driver	Time	Nº	Driver	Time	Nº	Driver	Time	Clas	Nº	Driver	Ideal Lap	Best Lap	Clas
1	99	Matthias Lüthen	35.265	99	Matthias Lüthen	39.439	65	Kurt Böhlen	39.354	1	99	Matthias Lüthen	1:54.347	1:55.242	1
2	65	Kurt Böhlen	36.651	65	Kurt Böhlen	39.680	99	Matthias Lüthen	39.643	2	65	Kurt Böhlen	1:55.685	1:57.407	2
3	26	Wolfgang Jaksch	41.196	41	Karl-Heinz Becker	44.477	41	Karl-Heinz Becker	44.888	3	41	Karl-Heinz Becker	2:11.107	2:11.107	3
4	41	Karl-Heinz Becker	41.742	26	Wolfgang Jaksch	47.084	26	Wolfgang Jaksch	46.347	4	26	Wolfgang Jaksch	2:14.627	2:14.884	4
5	2	Wolfgang Jordan	50.487	2	Wolfgang Jordan	52.412	10	Anton Werner	53.522	5	2	Wolfgang Jordan	2:37.840	2:40.920	5
6	10	Anton Werner	Transpo	10	Anton Werner	53.797	2	Wolfgang Jordan	54.941	6	10	Anton Werner	Transpo	Transpo	6



Autodromo Nazionale Monza


Maxx Formula

Free Practice - 2

Best 5 Lap Times




Cls	N°	Driver	Nat	Team	Nat	Vehicle	Best 1		Best 2		Best 3		Best 4		Best 5	
							Time	Lap	Time	Lap	Time	Lap	Time	Lap	Time	Lap
1	99	Matthias Lüthen	GER	Speed-Center	GER	Dallara	1:55.242	8	1:56.601	11	1:56.883	9	1:56.928	12	1:59.147	5
2	65	Kurt Böhlen	SUI	Speed-Center	SUI	Dallara	1:57.407	8	1:59.004	6	1:59.815	7	2:00.647	4	2:02.148	5
3	41	Karl-Heinz Becker	GER	Becker Motorsport	GER	Dallara	2:11.107	6	2:15.574	5	2:18.669	4	2:54.542	2	2:59.907	7
4	26	Wolfgang Jaksch	GER	F Xtreme Racing Team	GER	Super Aguri SA06	2:14.884	6	2:17.098	4	2:22.644	7	2:23.588	5	4:00.703	3
5	2	Wolfgang Jordan	GER	H&A Racing	GER	Dallara	2:40.920	6	2:43.206	4	2:45.298	5	2:45.563	3	2:46.349	2
6	10	Anton Werner	GER	Ryschka Motorsport	GER	Dallara										



Autodromo Nazionale Monza
Maxx Formula
Free Practice - 2
Best 5 Top Speeds



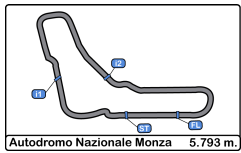
Cls	N°	Driver	Nat	Team	Nat	Vehicle	Top 1		Top 2		Top 3		Top 4		Top 5		Avg
							Km/h	Lap	Km/h	Lap	Km/h	Lap	Km/h	Lap	Km/h	Lap	
1	99	Matthias Lüthen	GER	Speed-Center	GER	Dallara	281.9	9	281.2	13	280.5	10	279.0	12	277.6	11	280.0
2	65	Kurt Böhlen	SUI	Speed-Center	SUI	Dallara	229.2	9	218.1	5	216.4	6	215.5	7	200.7	4	216.0
3	41	Karl-Heinz Becker	GER	Becker Motorsport	GER	Dallara	183.3	6	153.8	5	144.7	4	143.6	7	133.9	2	151.9
4	26	Wolfgang Jaksch	GER	F Xtreme Racing Team	GER	Super Aguri SA06	173.6	5	164.6	7	162.4	4	158.5	6	156.2	3	163.1
5	10	Anton Werner	GER	Ryschka Motorsport	GER	Dallara	172.2	2	90.4	1							131.3
6	2	Wolfgang Jordan	GER	H&A Racing	GER	Dallara	146.1	7	142.8	8	141.1	6	126.6	5	124.5	2	136.2



Autodromo Nazionale Monza
Maxx Formula
Free Practice - 2
Fastest Laps Sequence




Lap	Time of Day	Session Time	N°	Driver	Nat	Team	Nat	Vehicle	Time	Km/h
2	14:05:51.476	5:51.476	99	Matthias Lüthen	GER	Speed-Center	GER	Dallara	2:19.968	148.9
4	14:10:25.552	10:25.552	99	Matthias Lüthen	GER	Speed-Center	GER	Dallara	2:05.695	165.9
5	14:12:24.699	12:24.699	99	Matthias Lüthen	GER	Speed-Center	GER	Dallara	1:59.147	175.0
6	14:16:31.010	16:31.010	65	Kurt Böhlen	SUI	Speed-Center	SUI	Dallara	1:59.004	175.2
8	14:18:27.564	18:27.564	99	Matthias Lüthen	GER	Speed-Center	GER	Dallara	1:55.242	180.9



Autodromo Nazionale Monza
Maxx Formula
Free Practice - 2
Event Best Maximum Speed



N°	Driver	Nat	Team	Nat	Vehicle	Km/h	Session
3	Christian Eicke	SUI	Speed-Center	SUI	Dallara	312.1	Free Practice - 1
65	Kurt Böhlen	SUI	Speed-Center	SUI	Dallara	305.0	Free Practice - 1
99	Matthias Lüthen	GER	Speed-Center	GER	Dallara	303.3	Free Practice - 1
33	Michael Grosse-	GER	Asche Racing	GER	Reynard 95D	295.8	Free Practice - 1
72	Gilles Brenier	FRA	Easy Formula	FRA	Panoz DP09B	267.9	Free Practice - 1
2	Wolfgang Jordan	GER	H&A Racing	GER	Dallara	264.7	Free Practice - 1
41	Karl-Heinz Becke	GER	Becker Motorsport	GER	Dallara	256.5	Free Practice - 1
10	Anton Werner	GER	Ryschka Motorsport	GER	Dallara	254.1	Free Practice - 1
22	Veronika Jaksch	CZE	H&A Racing	CZE	Dallara	229.2	Free Practice - 1
71	Christopher Breni	FRA	Easy Formula	FRA	Panoz DP09B	223.1	Free Practice - 1
26	Wolfgang Jaksch	GER	F Xtreme Racing Team	GER	Super Aguri SA06	178.2	Free Practice - 1



Autodromo Nazionale Monza
Maxx Formula
Free Practice - 2
Pit Stop Analysis



26

Wolfgang Jaksch

PRESTIG
E

F Xtreme Racing Team

Super Aguri SA06

Nr.	In Day Time	In Time	Out Time	Pit Time	T. Pit Time	Handicap	Penalty
1	14:03:48.494	14:03:48.494	14:08:42.941	4:54.447	4:54.447		
2	14:11:13.038	14:11:13.038	14:12:36.157	1:23.119	6:17.566		

41

Karl-Heinz Becker

MASTERS

Becker Motorsport

Dallara

Nr.	In Day Time	In Time	Out Time	Pit Time	T. Pit Time	Handicap	Penalty
1	14:06:22.632	14:06:22.632	14:08:58.758	2:36.126	2:36.126		

65


Kurt Böhlen

ADVANCE

Speed-Center

Dallara

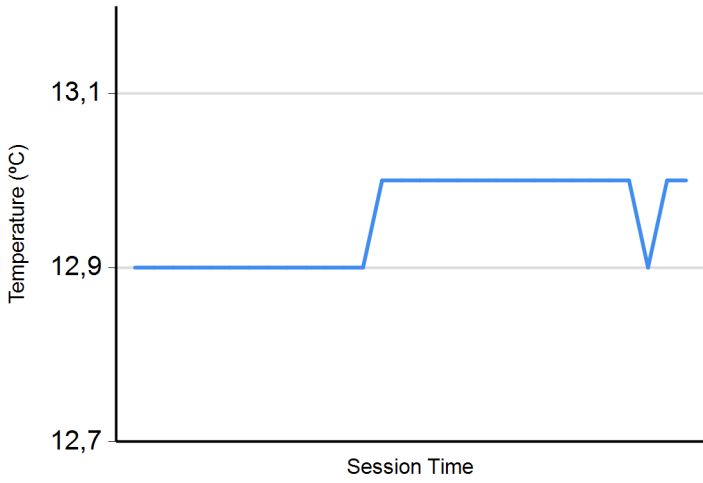
Nr.	In Day Time	In Time	Out Time	Pit Time	T. Pit Time	Handicap	Penalty
1	14:06:20.863	14:06:20.863	14:08:16.705	1:55.842	1:55.842		

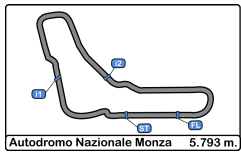


Autodromo Nazionale Monza
Maxx Formula
Free Practice - 2
Weather Report



Air Temperature






Autodromo Nazionale Monza
Maxx Formula
Free Practice 1 - 2
Combined Results



Cls	N°	Driver	Nat	Team	Nat	Vehicle	Laps	Free Practice - 1	Free Practice - 2	Best	Gap	Interval	Km/h		
1	99	Matthias Lüthen	GER	Speed-Center	GER	Dallara	30	1:40.348	15	1:55.242	8	1:40.348	207.8		
2	65	Kurt Böhlen	SUI	Speed-Center	SUI	Dallara	25	1:43.087	15	1:57.407	8	1:43.087	2.739	2.739	202.3
3	3	Christian Eicke	SUI	Speed-Center	SUI	Dallara	10	1:43.221	4			1:43.221	2.873	0.134	202.0
4	33	Michael Grosse-Aschhoff	GER	Asche Racing	GER	Reynard 95D	7	1:46.116	6			1:46.116	5.768	2.895	196.5
5	10	Anton Werner	GER	Ryschka Motorsport	GER	Dallara	17	1:47.819	13	14:03:38.	1	1:47.819	7.471	1.703	193.4
6	72	Gilles Brenier	FRA	Easy Formula	FRA	Panoz DP09B	16	1:48.166	15			1:48.166	7.818	0.347	192.8
7	41	Karl-Heinz Becker	GER	Becker Motorsport	GER	Dallara	17	1:48.726	6	2:11.107	6	1:48.726	8.378	0.560	191.8
8	71	Christopher Brenier	FRA	Easy Formula	FRA	Panoz DP09B	3	1:50.573	2			1:50.573	10.225	1.847	188.6
9	2	Wolfgang Jordan	GER	H&A Racing	GER	Dallara	21	1:51.210	12	2:40.920	6	1:51.210	10.862	0.637	187.5
10	22	Veronika Jaksch	CZE	H&A Racing	CZE	Dallara	13	1:55.164	12			1:55.164	14.816	3.954	181.0
11	26	Wolfgang Jaksch	GER	F Xtreme Racing Team	GER	Super Aguri SA06	9	26:43.57	2	2:14.884	6	2:14.884	34.536	19.720	154.6

Published at:.....

Stewards:	Race Director:	Timekeeper: 
------------------	-----------------------	---

