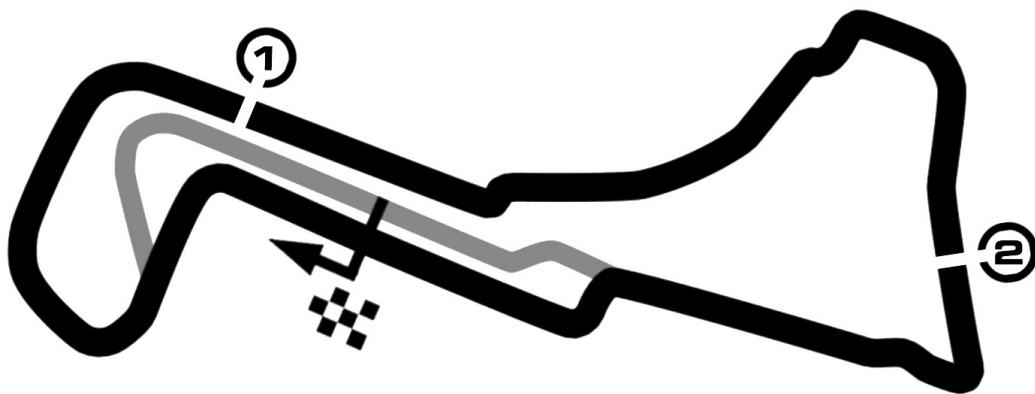




## **H. ESSERS Belgian Truck Grand Prix**

**Race 2**



**Circuit Zolder 4000 m**

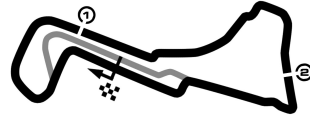
**13. September - 15. September 2019**

# H. ESSERS Belgian Truck Grand Prix

Circuit Zolder, length 4000 m

13. September - 15. September 2019

MAXX Formula



## Result Race 2

started : 8

classified : 7

not classified : 1

-Reg.No.: C-Z-BTGP-ANN-025

Pos	No.	Cl.	Entrant Name	License License	Team/Sponsor Make	Lap	Total kmh	GAP Diff.	fastest kmh	at Lap
1	26	P	Wolfgang Jaksch / GER	IA1322	F Xtreme Racing Team Super Aguri SA06 F1	14	20:18.509 165.448		1:23.977 171.476	13
2	5	A	Bernd Herndlhofer / AUT	JA1800	H&A Racing Dallara GP2	14	20:45.371 161.879	26.862 26.862	1:27.050 165.422	2
3	43	A	Martin Kindler / CHE		Jenzer Motorsport Dallara GP2	14	21:01.714 159.783	43.205 16.343	1:27.630 164.327	2
4	68	P	Klaas Zwart / NED	IA29327	Team Ascari Jaguar R5 F1	13	17:57.683 173.706	1 lap 1 lap	1:15.487 190.761	2
5	42	M	Felix Grosse-Aschhoff / GER	JA1438	Asche Racing Reynard 95D F3000	13	22:36.125 138.040	1 lap 4:38.442	1:37.989 146.955	6
6	41	M	Karl-Heinz Becker / GER	IB1035047	Becker Motorsport Dallara Worldseries by Nissan	11	21:10.820 124.644	3 laps 2 laps	1:32.843 155.101	6
7	44	M	Juergen Lohmanns / DEU		Lohmanns Motorsport Dallara Worldseries by Nissan	10	20:40.547 116.078	4 laps 1 lap	1:58.019 122.014	9
<b>DID NOT CLASSIFY</b>										
	22	A	Veronika Cicha / CZE	IB1218	H&A Racing Dallara GP2	3	5:29.629 131.056	11 laps	1:34.775 151.939	2

fastest lap: 68 Zwart Klaas 1:15.487 =190.761 km/h

Issued:

Clerk of the Course:

Timekeeper:

subject to final scrutineering

Timekeeping and Dataservice: wige SOLUTIONS GmbH & Co. KG, Meckenheim (GER)

Page 1

wige SOLUTIONS

Chief timekeeping: Yasin Özer, München (GER), yasin.oezer@wige.de

printed : 15.9.2019 - 13:30

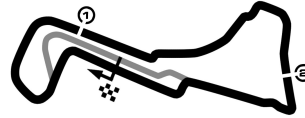
# H. ESSERS Belgian Truck Grand Prix

Circuit Zolder, length 4000 m

13. September - 15. September 2019

MAXX Formula

## Result Race 2,



-Reg.No.: C-Z-BTGP-ANN-025

Pos	No.	Cl.	Entrant Driver, Place	Team Make	Lap	Time total	Interval GAP	Avg. Total	fastest Avg.	at Lap
-----	-----	-----	--------------------------	--------------	-----	------------	-----------------	---------------	-----------------	-----------

### ADVANCE

**Started: 3**      **Classified: 2**      **Not Classified: 1**

1	5	A	Bernd Herndlhofer / AUT	H&A Racing Dallara GP2	14	20:45.371		161.879	1:27.050	2
									165.422	
2	43	A	Martin Kindler / CHE	Jenzer Motorsport Dallara GP2	14	21:01.714	16.343	159.783	1:27.630	2
							+16.343		164.327	
<b>DID NOT CLASSIFY</b>										
	22	A	Veronika Cicha / CZE	H&A Racing Dallara GP2	3	5:29.629	11 Laps	131.056	1:34.775	2
							11 Laps		151.939	

### MASTERS

**Started: 3**      **Classified: 3**      **Not Classified: 0**

1	42	M	Felix Grosse-Aschhoff / GER	Asche Racing Reynard 95D F3000	13	22:36.125		138.040	1:37.989	6
									146.955	
2	41	M	Karl-Heinz Becker / GER	Becker Motorsport Dallara Worldseries by Nissan	11	21:10.820	2 Laps	124.644	1:32.843	6
							2 Laps		155.101	
3	44	M	Juergen Lohmanns / DEU	Lohmanns Motorsport Dallara Worldseries by Nissan	10	20:40.547	3 Laps	116.078	1:58.019	9
							1 Lap		122.014	

### PRESTIGE

**Started: 2**      **Classified: 2**      **Not Classified: 0**

1	26	P	Wolfgang Jaksch / GER	F Xtreme Racing Team Super Aguri SA06 F1	14	20:18.509		165.448	1:23.977	13
									171.476	
2	68	P	Klaas Zwart / NED	Team Ascari Jaguar R5 F1	13	17:57.683	1 Lap	173.706	1:15.487	2
							1 Lap		190.761	

fastest lap: 68 Zwart Klaas 1:15.487 =190.761 km/h

Issued:

Clerk of the Course:

Timekeeper:

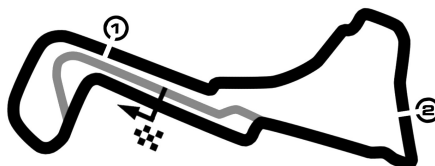
subject to final scrutineering

# H. ESSERS Belgian Truck Grand Prix

Circuit Zolder, length 4000 m

13. September - 15. September 2019

MAXX Formula



## Lap by Lap Race 2,

-Reg.No.: C-Z-BTGP-ANN-025

<b>5 Bernd Herndlhofer , Dallara GP2 ADVANCE / AUT</b>															
1	1:30.017	2	<b>1:27.050</b>	3	1:28.779	4	1:31.098	5	1:27.391	6	1:27.832	7	1:28.012	8	1:28.385
9	1:27.321	10	1:28.895	11	1:31.320	12	1:32.826	13	1:27.632	14	1:28.813				

<b>22 Veronika Cicha , Dallara GP2 ADVANCE / CZE</b>															
1	1:41.044	2	<b>1:34.775</b>	pit	2:13.810										

<b>26 Wolfgang Jaksch , Super Aguri SA06 F1 PRESTIGE / GER</b>															
1	1:33.767	2	1:28.743	3	1:28.131	4	1:29.240	5	1:27.463	6	1:26.103	7	1:27.421	8	1:25.628
9	1:24.597	10	1:26.757	11	1:25.003	12	1:24.405	13	<b>1:23.977</b>	14	1:27.274				

<b>41 Karl-Heinz Becker , Dallara Worldseries by Nissan MASTERS / GER</b>															
1	1:40.788	2	4:58.749	3	1:40.178	4	1:35.332	5	1:33.880	6	<b>1:32.843</b>	7	1:37.640	8	1:35.080
9	1:39.471	10	1:42.918	11	1:33.941										

<b>42 Felix Grosse-Aschhoff , Reynard 95D F3000 MASTERS / GER</b>															
1	1:46.454	2	1:40.843	3	1:46.617	4	1:39.972	5	1:39.397	6	<b>1:37.989</b>	7	1:38.593	8	1:39.397
9	1:39.096	10	1:42.334	11	1:39.490	12	1:43.589	pit	2:22.354						

<b>43 Martin Kindler , Dallara GP2 ADVANCE / CHE</b>															
1	1:33.329	2	<b>1:27.630</b>	3	1:27.904	4	1:29.415	5	1:28.016	6	1:29.371	7	1:30.424	8	1:29.148
9	1:29.746	10	1:29.222	11	1:30.217	12	1:30.053	13	1:33.450	14	1:33.789				

<b>44 Juergen Lohmanns , Dallara Worldseries by Nissan MASTERS / DEU</b>															
1	2:07.438	2	2:10.849	3	2:12.204	4	2:07.726	5	2:04.115	6	2:02.602	7	2:00.469	8	1:58.651
9	<b>1:58.019</b>	10	1:58.474												

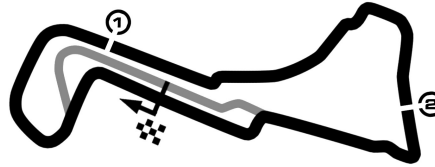
<b>68 Klaas Zwart , Jaguar R5 F1 PRESTIGE / NED</b>															
1	1:22.591	2	<b>1:15.487</b>	3	1:28.498	4	1:22.350	5	1:34.151	6	1:23.097	7	1:19.260	8	1:20.473
9	1:23.536	10	1:20.608	11	1:21.236	12	1:24.384	13	1:22.012						

# H. ESSERS Belgian Truck Grand Prix

Circuit Zolder, length 4000 m

13. September - 15. September 2019

MAXX Formula



## Lap Analysis Race 2,

-Reg.No.: C-Z-BTGP-ANN-025

### 5 Bernd Herndlhofer (AUT) (Dallara GP2)

Theoretische Bestzeit: 1:26.117

Lap	D	Time	S1	S2	S3	Lap	D	Time	S1	S2	S3
1	1	1:30.017	31.048	31.763	<b>27.206</b>	8	1	1:28.385	27.579	32.783	28.023
2	1	<b>1:27.050</b>	<b>27.400</b>	32.399	27.251	9	1	1:27.321	27.595	31.993	27.733
3	1	1:28.779	27.604	31.978	29.197	10	1	1:28.895	27.419	32.833	28.643
4	1	1:31.098	29.863	32.256	28.979	11	1	1:31.320	27.996	33.979	29.345
5	1	1:27.391	27.616	31.999	27.776	12	1	1:32.826	29.881	34.675	28.270
6	1	1:27.832	28.190	32.169	27.473	13	1	1:27.632	27.472	32.118	28.042
7	1	1:28.012	27.488	32.869	27.655	14	1	1:28.813	27.427	<b>31.511</b>	29.875

### 22 Veronika Cicha (CZE) (Dallara GP2)

Theoretische Bestzeit: 1:34.136

Lap	D	Time	S1	S2	S3	Lap	D	Time	S1	S2	S3
1	1	1:41.044	35.055	36.302	<b>29.687</b>	3	1	2:13.810	37.827	45.256	
2	1	<b>1:34.775</b>	<b>29.900</b>	<b>34.549</b>	30.326						

### 26 Wolfgang Jaksch (GER) (Super Aguri SA06 F1)

Theoretische Bestzeit: 1:23.742

Lap	D	Time	S1	S2	S3	Lap	D	Time	S1	S2	S3
1	1	1:33.767	32.634	33.646	27.487	8	1	1:25.628	27.058	31.794	26.776
2	1	1:28.743	27.423	33.778	27.542	9	1	1:24.597	26.398	31.617	26.582
3	1	1:28.131	26.503	33.140	28.488	10	1	1:26.757	26.722	32.446	27.589
4	1	1:29.240	28.530	33.070	27.640	11	1	1:25.003	26.659	31.858	<b>26.486</b>
5	1	1:27.463	27.295	32.965	27.203	12	1	1:24.405	26.353	31.390	26.662
6	1	1:26.103	26.952	32.348	26.803	13	1	<b>1:23.977</b>	<b>26.093</b>	<b>31.163</b>	26.721
7	1	1:27.421	26.940	33.878	26.603	14	1	1:27.274	27.865	31.786	27.623

### 41 Karl-Heinz Becker (GER) (Dallara Worldseries by Nissan)

Theoretische Bestzeit: 1:32.400

Lap	D	Time	S1	S2	S3	Lap	D	Time	S1	S2	S3
1	1	1:40.788	34.412	36.587	29.789	7	1	1:37.640	29.250	36.247	32.143
2	1	4:58.749	29.613	34.917	3:54.219	8	1	1:35.080	29.629	35.573	29.878
3	1	1:40.178	31.294	38.352	30.532	9	1	1:39.471	29.524	39.448	30.499
4	1	1:35.332	29.458	35.664	30.210	10	1	1:42.918	34.870	36.583	31.465
5	1	1:33.880	29.536	34.935	29.409	11	1	1:33.941	<b>28.744</b>	<b>34.627</b>	30.570
6	1	<b>1:32.843</b>	29.142	34.672	<b>29.029</b>						

### 42 Felix Grosse-Aschhoff (GER) (Reynard 95D F3000)

Theoretische Bestzeit: 1:37.487

Lap	D	Time	S1	S2	S3	Lap	D	Time	S1	S2	S3
1	1	1:46.454	37.329	38.635	30.490	8	1	1:39.397	<b>31.107</b>	37.513	30.777
2	1	1:40.843	32.308	37.610	30.925	9	1	1:39.096	31.944	37.189	29.963
3	1	1:46.617	31.570	40.650	34.397	10	1	1:42.334	33.745	37.603	30.986
4	1	1:39.972	31.540	37.207	31.225	11	1	1:39.490	32.587	37.257	<b>29.646</b>
5	1	1:39.397	31.217	37.214	30.966	12	1	1:43.589	32.247	37.950	33.392
6	1	<b>1:37.989</b>	31.480	<b>36.734</b>	29.775	13	1	2:22.354	38.992	48.689	
7	1	1:38.593	31.172	36.944	30.477						

### 43 Martin Kindler (CHE) (Dallara GP2)

Theoretische Bestzeit: 1:27.100

Lap	D	Time	S1	S2	S3	Lap	D	Time	S1	S2	S3
1	1	1:33.329	32.405	33.290	27.634	8	1	1:29.148	28.221	33.173	27.754
2	1	<b>1:27.630</b>	<b>27.458</b>	32.941	27.231	9	1	1:29.746	28.160	34.447	<b>27.139</b>
3	1	1:27.904	27.536	32.627	27.741	10	1	1:29.222	28.246	33.473	27.503
4	1	1:29.415	29.431	<b>32.503</b>	27.481	11	1	1:30.217	29.572	33.138	27.507
5	1	1:28.016	28.097	32.758	27.161	12	1	1:30.053	28.150	34.055	27.848
6	1	1:29.371	27.875	33.670	27.826	13	1	1:33.450	30.145	34.626	28.679
7	1	1:30.424	28.413	34.365	27.646	14	1	1:33.789	28.827	35.372	29.590

### 44 Juergen Lohmanns (DEU) (Dallara Worldseries by Nissan)

Theoretische Bestzeit: 1:55.667

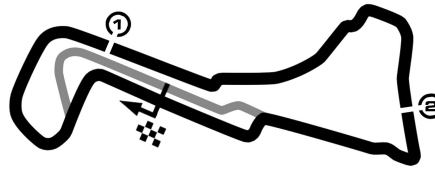
Lap	D	Time	S1	S2	S3	Lap	D	Time	S1	S2	S3
1	1	2:07.438	46.954	45.156	35.328	6	1	2:02.602	38.928	46.720	36.954
2	1	2:10.849	40.879	48.007	41.963	7	1	2:00.469	38.952	46.115	35.402
3	1	2:12.204	41.160	48.084	42.960	8	1	1:58.651	38.577	45.106	<b>34.968</b>
4	1	2:07.726	42.573	48.032	37.121	9	1	<b>1:58.019</b>	37.739	44.932	35.348
5	1	2:04.115	39.919	48.104	36.092	10	1	1:58.474	<b>37.267</b>	<b>43.432</b>	37.775

# H. ESSERS Belgian Truck Grand Prix

Circuit Zolder, length 4000 m

13. September - 15. September 2019

MAXX Formula



## Lap Analysis Race 2,

-Reg.No.: C-Z-BTGP-ANN-025

68 Klaas Zwart (NED) (Jaguar R5 F1)

Theoretische Bestzeit: 1:15.487

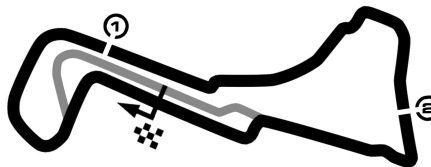
Lap	D	Time	S1	S2	S3	Lap	D	Time	S1	S2	S3
1	1	1:22.591	27.112	28.619	26.860	8	1	1:20.473	24.346	30.068	26.059
2	1	<b>1:15.487</b>	<b>23.035</b>	<b>28.050</b>	<b>24.402</b>	9	1	1:23.536	24.415	33.344	25.777
3	1	1:28.498	23.364	31.877	33.257	10	1	1:20.608	24.596	30.097	25.915
4	1	1:22.350	23.469	30.255	28.626	11	1	1:21.236	24.685	30.280	26.271
5	1	1:34.151	34.356	33.540	26.255	12	1	1:24.384	27.334	30.657	26.393
6	1	1:23.097	24.161	33.371	25.565	13	1	1:22.012	24.890	30.523	26.599
7	1	1:19.260	23.716	30.405	25.139						

# H. ESSERS Belgian Truck Grand Prix

Circuit Zolder, length 4000 m

13. September - 15. September 2019

MAXX Formula



## Best Sector Times Race 2

-Reg.No.: C-Z-BTGP-ANN-025

Pos.	sector 1		sector 2		sector 3		theoretical and best lap time							
	No	Driver	Time	No	Driver	Time	No	Driver	theoretical	Best	Pos			
1	68	Zwart K.	23.035	68	Zwart K.	28.050	68	Zwart K.	24.402	68	Zwart K.	1:15.487	1:15.487	
2	26	Jaksch W.	26.093	26	Jaksch W.	31.163	26	Jaksch W.	26.486	26	Jaksch W.	1:23.742	1:23.977	
3	5	Herndlhofer B.	27.400	5	Herndlhofer B.	31.511	43	Kindler M.	27.139	5	Herndlhofer B.	1:26.117	1:27.050	
4	43	Kindler M.	27.458	43	Kindler M.	32.503	5	Herndlhofer B.	27.206	43	Kindler M.	1:27.100	1:27.630	
5	41	Becker K.	28.744	22	Cicha V.	34.549	41	Becker K.	29.029	41	Becker K.	1:32.400	1:32.843	
6	22	Cicha V.	29.900	41	Becker K.	34.627	42	Grosse-Aschhoff F.	29.646	22	Cicha V.	1:34.136	1:34.775	
7	42	Grosse-Aschhoff F.	31.107	42	Grosse-Aschhoff F.	36.734	22	Cicha V.	29.687	42	Grosse-Aschhoff F.	1:37.487	1:37.989	
8	44	Lohmanns J.	37.267	44	Lohmanns J.	43.432	44	Lohmanns J.	34.968	44	Lohmanns J.	1:55.667	1:58.019	