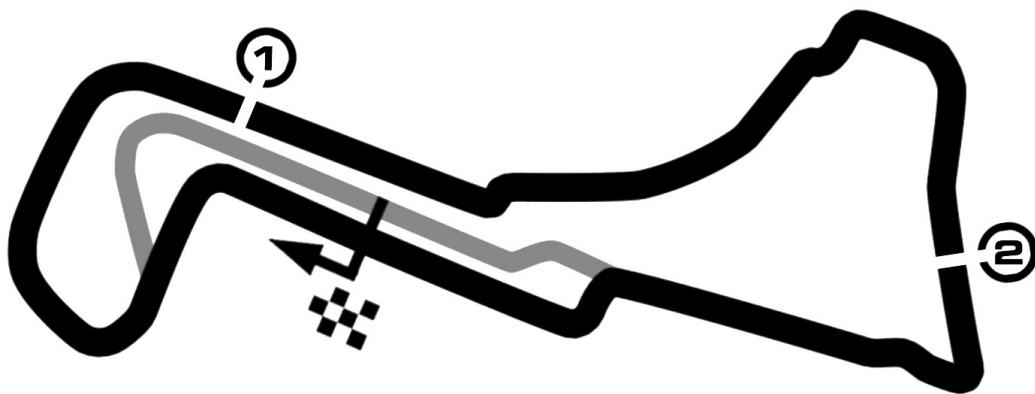




H. ESSERS Belgian Truck Grand Prix

Race 1



Circuit Zolder 4000 m

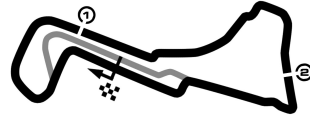
13. September - 15. September 2019

H. ESSERS Belgian Truck Grand Prix

Circuit Zolder, length 4000 m

13. September - 15. September 2019

MAXX Formula



Result Race 1

started : 8

classified : 7

not classified : 1

-Reg.No.: C-Z-BTGP-ANN-025

Pos	No.	Cl.	Entrant Name	License License	Team/Sponsor Make	Lap	Total kmh	GAP Diff.	fastest kmh	at Lap
1	68	P	Klaas Zwart / NED	IA29327	Team Ascari Jaguar R5 F1	14	20:07.017 167.023		1:14.108 194.311	3
2	26	P	Wolfgang Jaksch / GER	IA1322	F Xtreme Racing Team Super Aguri SA06 F1	14	20:13.524 166.128	06.507 06.507	1:24.311 170.796	7
3	5	A	Bernd Herndlhofer / AUT	JA1800	H&A Racing Dallara GP2	14	20:37.092 162.963	30.075 23.568	1:26.180 167.092	4
4	41	M	Karl-Heinz Becker / GER	IB1035047	Becker Motorsport Dallara Worldseries by Nissan	13	20:18.551 153.625	1 lap 1 lap	1:31.165 157.955	5
5	22	A	Veronika Cicha / CZE	IB1218	H&A Racing Dallara GP2	13	20:28.316 152.404	1 lap 09.765	1:30.829 158.540	5
6	42	M	Felix Grosse-Aschhoff / GER	JA1438	Asche Racing Reynard 95D F3000	13	21:22.269 145.991	1 lap 53.953	1:36.428 149.334	13
7	44	M	Juergen Lohmanns / DEU		Lohmanns Motorsport Dallara Worldseries by Nissan	10	21:11.157 113.283	4 laps 3 laps	2:00.230 119.770	6
DID NOT CLASSIFY										
	43	A	Martin Kindler / CHE		Jenzer Motorsport Dallara GP2	5	20:41.115 58.012	9 laps	1:29.007 161.785	4

fastest lap: 68 Zwart Klaas 1:14.108 =194.311 km/h

Issued:

Clerk of the Course:

Timekeeper:

subject to final scrutineering

Timekeeping and Dataservice: wige SOLUTIONS GmbH & Co. KG, Meckenheim (GER)

Page 1

wige SOLUTIONS

Chief timekeeping: Yasin Özer, München (GER), yasin.oezer@wige.de

printed : 14.9.2019 - 13:40

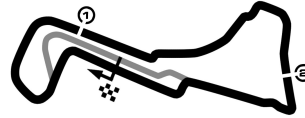
H. ESSERS Belgian Truck Grand Prix

Circuit Zolder, length 4000 m

13. September - 15. September 2019

MAXX Formula

Result Race 1,



-Reg.No.: C-Z-BTGP-ANN-025

Pos	No.	Cl.	Entrant Driver, Place	Team Make	Lap	Time total	Interval GAP	Avg. Total	fastest Avg.	at Lap
-----	-----	-----	--------------------------	--------------	-----	------------	-----------------	---------------	-----------------	-----------

ADVANCE

Started: 3 **Classified: 2** **Not Classified: 1**

1	5	A	Bernd Herndlhofer / AUT	H&A Racing Dallara GP2	14	20:37.092		162.963	1:26.180	4
2	22	A	Veronika Cicha / CZE	H&A Racing Dallara GP2	13	20:28.316	1 Lap 1 Lap	152.404	1:30.829 158.540	5
DID NOT CLASSIFY										
43	A	Martin Kindler / CHE	Jenzer Motorsport Dallara GP2	5	20:41.115	9 Laps 8 Laps	58.012	1:29.007	161.785	4

MASTERS

Started: 3 **Classified: 3** **Not Classified: 0**

1	41	M	Karl-Heinz Becker / GER	Becker Motorsport Dallara Worldseries by Nissan	13	20:18.551		153.625	1:31.165 157.955	5
2	42	M	Felix Grosse-Aschhoff / GER	Asche Racing Reynard 95D F3000	13	21:22.269	1:03.718 +1:03.718	145.991	1:36.428 149.334	13
3	44	M	Juergen Lohmanns / DEU	Lohmanns Motorsport Dallara Worldseries by Nissan	10	21:11.157	3 Laps 3 Laps	113.283	2:00.230 119.770	6

PRESTIGE

Started: 2 **Classified: 2** **Not Classified: 0**

1	68	P	Klaas Zwart / NED	Team Ascari Jaguar R5 F1	14	20:07.017		167.023	1:14.108 194.311	3
2	26	P	Wolfgang Jaksch / GER	F Xtreme Racing Team Super Aguri SA06 F1	14	20:13.524	06.507 +06.507	166.128	1:24.311 170.796	7

fastest lap: 68 Zwart Klaas 1:14.108 =194.311 km/h

Issued:

Clerk of the Course:

Timekeeper:

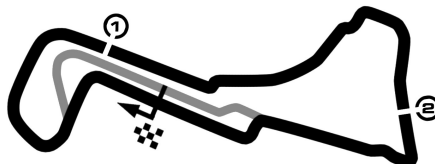
subject to final scrutineering

H. ESSERS Belgian Truck Grand Prix

Circuit Zolder, length 4000 m

13. September - 15. September 2019

MAXX Formula



Lap by Lap Race 1,

-Reg.No.: C-Z-BTGP-ANN-025

5 Bernd Herndlhofer , Dallara GP2 ADVANCE / AUT															
1	1:30.197	2	1:27.080	3	1:26.864	4	1:26.180	5	1:27.036	6	1:29.535	7	1:29.182	8	1:29.337
9	1:28.007	10	1:32.082	11	1:28.165	12	1:27.793	13	1:27.789	14	1:27.845				

22 Veronika Cicha , Dallara GP2 ADVANCE / CZE															
1	1:38.694	2	1:32.815	3	1:31.734	4	1:33.114	5	1:30.829	6	1:32.857	7	1:37.401	8	1:37.912
9	1:36.099	10	1:33.097	11	1:35.139	12	1:35.402	13	1:33.223						

26 Wolfgang Jaksch , Super Aguri SA06 F1 PRESTIGE / GER															
1	1:29.774	2	1:26.711	3	1:26.796	4	1:24.927	5	1:24.885	6	1:27.022	7	1:24.311	8	1:26.359
9	1:26.745	10	1:25.811	11	1:25.647	12	1:28.118	13	1:28.456	14	1:27.962				

41 Karl-Heinz Becker , Dallara Worldseries by Nissan MASTERS / GER															
1	1:36.772	2	1:33.131	3	1:31.710	4	1:32.807	5	1:31.165	6	1:32.220	7	1:33.569	8	1:32.548
9	1:32.085	10	1:33.330	11	1:36.096	12	1:34.761	13	1:38.357						

42 Felix Grosse-Aschhoff , Reynard 95D F3000 MASTERS / GER															
1	1:44.555	2	1:39.938	3	1:38.725	4	1:41.098	5	1:36.626	6	1:36.955	7	1:38.449	8	1:38.228
9	1:39.304	10	1:37.937	11	1:36.945	12	1:37.081	13	1:36.428						

43 Martin Kindler , Dallara GP2 ADVANCE / CHE															
1	14:37.921	2	1:32.913	3	1:31.271	4	1:29.007	5	1:30.003						

44 Juergen Lohmanns , Dallara Worldseries by Nissan MASTERS / DEU															
1	2:24.998	2	2:10.628	3	2:09.593	4	2:06.956	5	2:06.226	6	2:00.230	7	2:04.273	8	2:02.515
9	2:04.277	10	2:01.461												

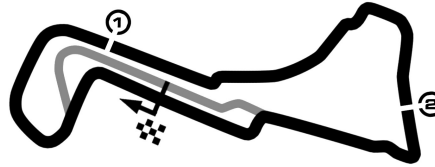
68 Klaas Zwart , Jaguar R5 F1 PRESTIGE / NED															
1	2:53.717	2	1:17.661	3	1:14.108	4	1:18.621	5	1:15.996	6	1:19.509	7	1:22.880	8	1:18.620
9	1:19.017	10	1:21.502	11	1:20.264	12	1:20.055	13	1:23.067	14	1:22.000				

H. ESSERS Belgian Truck Grand Prix

Circuit Zolder, length 4000 m

13. September - 15. September 2019

MAXX Formula



Lap Analysis Race 1,

-Reg.No.: C-Z-BTGP-ANN-025

5 Bernd Herndlhofer (AUT) (Dallara GP2)

Theoretische Bestzeit: 1:25.652

Lap	D	Time	S1	S2	S3	Lap	D	Time	S1	S2	S3
1	1	1:30.197	30.175	32.953	27.069	8	1	1:29.337	28.845	32.807	27.685
2	1	1:27.080	27.029	32.876	27.175	9	1	1:28.007	27.631	32.022	28.354
3	1	1:26.864	27.116	32.015	27.733	10	1	1:32.082	28.223	36.026	27.833
4	1	1:26.180	27.328	31.554	27.298	11	1	1:28.165	28.506	32.134	27.525
5	1	1:27.036	27.369	31.877	27.790	12	1	1:27.793	27.755	31.807	28.231
6	1	1:29.535	28.095	33.629	27.811	13	1	1:27.789	28.026	31.755	28.008
7	1	1:29.182	28.634	32.373	28.175	14	1	1:27.845	28.370	32.069	27.406

22 Veronika Cicha (CZE) (Dallara GP2)

Theoretische Bestzeit: 1:30.659

Lap	D	Time	S1	S2	S3	Lap	D	Time	S1	S2	S3
1	1	1:38.694	33.725	36.417	28.552	8	1	1:37.912	31.242	37.278	29.392
2	1	1:32.815	29.681	34.761	28.373	9	1	1:36.099	30.225	36.571	29.303
3	1	1:31.734	29.156	34.229	28.349	10	1	1:33.097	29.720	34.684	28.693
4	1	1:33.114	30.604	34.177	28.333	11	1	1:35.139	29.663	36.314	29.162
5	1	1:30.829	28.823	34.028	27.978	12	1	1:35.402	30.643	35.982	28.777
6	1	1:32.857	29.307	33.858	29.692	13	1	1:33.223	29.554	35.075	28.594
7	1	1:37.401	29.914	36.467	31.020						

26 Wolfgang Jaksch (GER) (Super Aguri SA06 F1)

Theoretische Bestzeit: 1:23.608

Lap	D	Time	S1	S2	S3	Lap	D	Time	S1	S2	S3
1	1	1:29.774	29.430	33.513	26.831	8	1	1:26.359	26.049	33.734	26.576
2	1	1:26.711	26.906	33.145	26.660	9	1	1:26.745	26.891	32.467	27.387
3	1	1:26.796	26.538	32.790	27.468	10	1	1:25.811	27.134	32.058	26.619
4	1	1:24.927	26.996	31.780	26.151	11	1	1:25.647	26.757	32.342	26.548
5	1	1:24.885	26.867	32.170	25.848	12	1	1:28.118	26.648	34.284	27.186
6	1	1:27.022	26.623	33.885	26.514	13	1	1:28.456	28.392	32.884	27.180
7	1	1:24.311	26.444	31.711	26.156	14	1	1:27.962	27.251	33.747	26.964

41 Karl-Heinz Becker (GER) (Dallara Worldseries by Nissan)

Theoretische Bestzeit: 1:30.739

Lap	D	Time	S1	S2	S3	Lap	D	Time	S1	S2	S3
1	1	1:36.772	31.839	36.183	28.750	8	1	1:32.548	28.600	35.066	28.882
2	1	1:33.131	29.063	35.235	28.833	9	1	1:32.085	28.203	34.457	29.425
3	1	1:31.710	28.357	34.675	28.678	10	1	1:33.330	28.566	34.979	29.785
4	1	1:32.807	29.409	35.141	28.257	11	1	1:36.096	29.479	36.422	30.195
5	1	1:31.165	28.308	34.778	28.079	12	1	1:34.761	29.031	35.799	29.931
6	1	1:32.220	28.782	34.922	28.516	13	1	1:38.357	29.966	38.535	29.856
7	1	1:33.569	29.409	35.347	28.813						

42 Felix Grosse-Aschhoff (GER) (Reynard 95D F3000)

Theoretische Bestzeit: 1:36.221

Lap	D	Time	S1	S2	S3	Lap	D	Time	S1	S2	S3
1	1	1:44.555	36.550	37.796	30.209	8	1	1:38.228	31.484	36.597	30.147
2	1	1:39.938	32.747	37.234	29.957	9	1	1:39.304	31.671	38.208	29.425
3	1	1:38.725	32.632	36.705	29.388	10	1	1:37.937	32.167	36.397	29.373
4	1	1:41.098	32.068	36.603	32.427	11	1	1:36.945	30.992	36.192	29.761
5	1	1:36.626	31.294	35.940	29.392	12	1	1:37.081	31.302	36.028	29.751
6	1	1:36.955	31.266	36.138	29.551	13	1	1:36.428	31.111	36.028	29.289
7	1	1:38.449	31.537	37.244	29.668						

43 Martin Kindler (CHE) (Dallara GP2)

Theoretische Bestzeit: 1:28.299

Lap	D	Time	S1	S2	S3	Lap	D	Time	S1	S2	S3
1	1	14:37.921	13:32	35.584	29.447	4	1	1:29.007	28.253	33.257	27.497
2	1	1:32.913	29.074	35.389	28.450	5	1	1:30.003	29.857	33.137	27.009
3	1	1:31.271	28.153	33.740	29.378						

44 Juergen Lohmanns (DEU) (Dallara Worldseries by Nissan)

Theoretische Bestzeit: 2:00.112

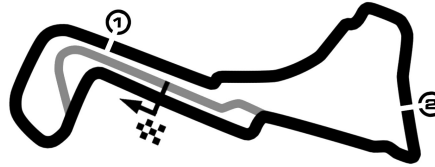
Lap	D	Time	S1	S2	S3	Lap	D	Time	S1	S2	S3
1	1	2:24.998	55.173	50.205	39.620	6	1	2:00.230	39.987	44.512	35.731
2	1	2:10.628	42.961	47.710	39.957	7	1	2:04.273	40.526	46.380	37.367
3	1	2:09.593	43.007	47.910	38.676	8	1	2:02.515	41.206	45.029	36.280
4	1	2:06.956	42.506	47.585	36.865	9	1	2:04.277	41.303	47.361	35.613

H. ESSERS Belgian Truck Grand Prix

Circuit Zolder, length 4000 m

13. September - 15. September 2019

MAXX Formula



Lap Analysis Race 1,

-Reg.No.: C-Z-BTGP-ANN-025

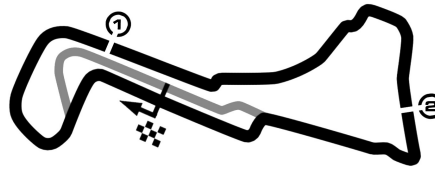
Lap	D	Time	S1	S2	S3	Lap	D	Time	S1	S2	S3
5	1	2:06.226	41.541	47.931	36.754	10	1	2:01.461	40.477	44.856	36.128

H. ESSERS Belgian Truck Grand Prix

Circuit Zolder, length 4000 m

13. September - 15. September 2019

MAXX Formula



Lap Analysis Race 1,

-Reg.No.: C-Z-BTGP-ANN-025

68 Klaas Zwart (NED) (Jaguar R5 F1)

Theoretische Bestzeit: 1:14.108

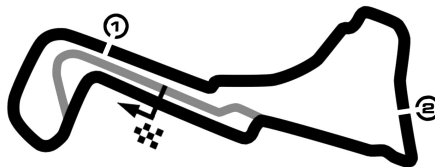
Lap	D	Time	S1	S2	S3	Lap	D	Time	S1	S2	S3
1	1	2:53.717	1:53.323	35.357	25.037	8	1	1:18.620	24.062	29.101	25.457
2	1	1:17.661	23.675	29.640	24.346	9	1	1:19.017	24.252	29.457	25.308
3	1	1:14.108	22.845	27.519	23.744	10	1	1:21.502	25.868	30.486	25.148
4	1	1:18.621	22.967	28.919	26.735	11	1	1:20.264	25.298	29.439	25.527
5	1	1:15.996	23.249	28.419	24.328	12	1	1:20.055	24.493	29.604	25.958
6	1	1:19.509	23.421	29.266	26.822	13	1	1:23.067	25.839	30.933	26.295
7	1	1:22.880	25.055	32.368	25.457	14	1	1:22.000	25.464	30.307	26.229

H. ESSERS Belgian Truck Grand Prix

Circuit Zolder, length 4000 m

13. September - 15. September 2019

MAXX Formula



Best Sector Times Race 1

-Reg.No.: C-Z-BTGP-ANN-025

Pos.	sector 1		sector 2		sector 3		theoretical and best lap time							
	No	Driver	Time	No	Driver	Time	No	Driver	theoretical	Best	Pos			
1	68	Zwart K.	22.845	68	Zwart K.	27.519	68	Zwart K.	23.744	68	Zwart K.	1:14.108	1:14.108	
2	26	Jaksch W.	26.049	5	Herndlhofer B.	31.554	26	Jaksch W.	25.848	26	Jaksch W.	1:23.608	1:24.311	
3	5	Herndlhofer B.	27.029	26	Jaksch W.	31.711	43	Kindler M.	27.009	5	Herndlhofer B.	1:25.652	1:26.180	
4	43	Kindler M.	28.153	43	Kindler M.	33.137	5	Herndlhofer B.	27.069	43	Kindler M.	1:28.299	1:29.007	
5	41	Becker K.	28.203	22	Cicha V.	33.858	22	Cicha V.	27.978	22	Cicha V.	1:30.659	1:30.829	
6	22	Cicha V.	28.823	41	Becker K.	34.457	41	Becker K.	28.079	41	Becker K.	1:30.739	1:31.165	
7	42	Grosse-Aschhoff F.	30.992	42	Grosse-Aschhoff F.	35.940	42	Grosse-Aschhoff F.	29.289	42	Grosse-Aschhoff F.	1:36.221	1:36.428	
8	44	Lohmanns J.	39.987	44	Lohmanns J.	44.512	44	Lohmanns J.	35.613	44	Lohmanns J.	2:00.112	2:00.230	